

Implement Standard. Freie Auswahl.



























Laden Sie die App kostenlos herunter





Tire iBrochure

Implement Standard

- Implementreifen für Anhänger, Streuer, Ballenpressen, Pflüge, Drillmaschinen
- Niedriger Rollwiderstand bei Straßentransporten
- Hohe Tragfähigkeit und Höchstgeschwindigkeit (40-50 km/h)
- Bodenschonend durch den abgerundeten Schulterbereich und das Laufflächenprofil

Reifengröße	LI / SI	Profil	Neureifen		Reifen im Betrieb		SLR mm	RC mm	Standardfelge	Schlauch
			SW mm	OD mm	SW (max) mm	OD (max) mm				
200/95-12 TL	101A8 89A8	 AF302	198	684	213	711	307 316	2041 2055	4.25	7.00-12
260/90-13 TL	121A8 109A8	 AF302	262	795	279	831	350 362	2378 2394	6.00F	9.00-13
260/70-15.3 TL	116A8 104A8	 AW305	274	760	279	778	332 354	2265 2309	9.00	10.0/75-15.3
260/70-15.3 TL	126A8 114A8	 AW305	274	760	279	778	332 354	2265 2309	9.00	10.0/75-15.3
260/70-15.3 TL	131A8 119A8	 AW305	274	760	279	778	330 354	2280 2309	9.00	10.0/75-15.3
300/80-15.3 TL	123A8 111A8	 T452	305	900	319	902	390 403	2685 2691	9.00	
300/80-15.3 TL	141A8 129A8	 T452	300	890	310	902	383	2601	9.00	
300/80-15.3 TL	132A8 120A8	 AW305	296	870	319	902	372 407	2595 2642	9.00	11.5/80-15.3
300/80-15.3 TL	141A8 129A8	 AW305	300	870	319	902	380 407	2610 2642	9.00	11.5/80-15.3
320/80-15.3 TL	145A8 133A8	 AW305	322	897	345	936	396 424	2691 2702	9.00	12.5/80-15.3
180/90-16 TL	100A8 88A8	 AF302	175	728	192	753	307 337	2162 2194	4.00E	6.00-16
190/90-16 TL	108A8 96A8	 AF302	192	746	205	772	331 343	2223 2245	4.50E	6.50/7.00-16
200/90-16 TL	111A8 99A8	 AF302	204	764	213	792	338 354	2227 2305	5.00F	6.50/7.00-16
210/95-16 TL	120A8 108A8	 AF302	218	802	231	833	347 373	2392 2420	5.00F	7.50-16
260/70-16 TL	134A8 122A8	 AW305	265	776	279	796	336 348	2303 2328	W8	10.5/65-16
340/55-16 TL	140A8 128A8	 AW305	342	777	370	807	333 364	2331 2340	11.00	13.0/55-16
340/55-16 TL	140A8 128A8	 AW309	342	766	370	800	330 355	2295 2305	11.00	
360/65-16 TL	148A8 136A8	 AW305	362	880	386	907	377 396	2640 2674	11.00	
360/70-16 TL	137A8 125A8	 AW305	362	905	386	946	380 412	2697 2730	11.00	13.0/75-16 14.0/65-16
380/55-17 TL	138A8 126A8	 AW305	384	845	410	880	355 378	2521 2550	13.00	15.0/55.17
420/55-17 TL	143A8 131A8	 T452	416	897	451	926	382	2606	13.00	
480/45-17 TL	146A8 134A8	 AW305	478	868	517	894	369 390	2582 2590	16.00	19.0/45-17 500/50-17
500/50-17 TL	149A8 137A8	 AW309	495	945	543	968	408	2766	16.00	
520/50-17 TL	159A8 147A8	 T306	516	952	557	988	404 421	2820 2855	16.00	

Zollgrößen

10.0/80-12 TL	8 PR 8 PR	 AW305	268	716	277	730	314	2138	9.00	8.50-12 10.0/80-12
10.0/80-12 TL	10 PR 10 PR	 AW305	268	716	277	730	314	2138	9.00	8.50-12 10.0/80-12

