

# Implement Standard. Diversity at first sight.



Download the App for free



























Tire iBrochure





# Implement Standard

- Implement metric tire for trailers, spreaders, balers, ploughs, drills.
- Higher load capacity and higher permitted speed (40-50 kph) than previous version.
- Low rolling resistance on road transport.
- Rounded shoulder and tread design for a soft ground contact.

SIZE	LI / SI	Tread Pattern	New tire		Tire in service		SLR mm	RC mm	Rim	Tube
			SW mm	OD mm	SW (max) mm	OD (max) mm				
<b>200/95-12 TL</b>	101A8 89A8	 <b>AF302</b>	198	684	213	711	307 316	2041 2055	4.25	7.00-12
<b>260/90-13 TL</b>	121A8 109A8	 <b>AF302</b>	262	795	279	831	350 362	2378 2394	6.00F	9.00-13
<b>260/70-15.3 TL</b>	116A8 104A8	 <b>AW305</b>	274	760	279	778	332 354	2265 2309	9.00	10.0/75-15.3
<b>260/70-15.3 TL</b>	126A8 114A8	 <b>AW305</b>	274	760	279	778	332 354	2265 2309	9.00	10.0/75-15.3
<b>260/70-15.3 TL</b>	131A8 119A8	 <b>AW305</b>	274	760	279	778	330 354	2280 2309	9.00	10.0/75-15.3
<b>300/80-15.3 TL</b>	123A8 111A8	 <b>T452</b>	305	900	319	902	390 403	2685 2691	9.00	
<b>300/80-15.3 TL</b>	141A8 129A8	 <b>T452</b>	300	890	310	902	383	2601	9.00	
<b>300/80-15.3 TL</b>	132A8 120A8	 <b>AW305</b>	296	870	319	902	372 407	2595 2642	9.00	11.5/80-15.3
<b>300/80-15.3 TL</b>	141A8 129A8	 <b>AW305</b>	300	870	319	902	380 407	2610 2642	9.00	11.5/80-15.3
<b>320/80-15.3 TL</b>	145A8 133A8	 <b>AW305</b>	322	897	345	936	396 424	2691 2702	9.00	12.5/80-15.3
<b>180/90-16 TL</b>	100A8 88A8	 <b>AF302</b>	175	728	192	753	307 337	2162 2194	4.00E	6.00-16
<b>190/90-16 TL</b>	108A8 96A8	 <b>AF302</b>	192	746	205	772	331 343	2223 2245	4.50E	6.50/7.00-16
<b>200/90-16 TL</b>	111A8 99A8	 <b>AF302</b>	204	764	213	792	338 354	2227 2305	5.00F	6.50/7.00-16
<b>210/95-16 TL</b>	120A8 108A8	 <b>AF302</b>	218	802	231	833	347 373	2392 2420	5.00F	7.50-16
<b>260/70-16 TL</b>	134A8 122A8	 <b>AW305</b>	265	776	279	796	336 348	2303 2328	W8	10.5/65-16
<b>340/55-16 TL</b>	140A8 128A8	 <b>AW305</b>	342	777	370	807	333 364	2331 2340	11.00	13.0/55-16
<b>340/55-16 TL</b>	140A8 128A8	 <b>AW309</b>	342	766	370	800	330 355	2295 2305	11.00	
<b>360/65-16 TL</b>	148A8 136A8	 <b>AW305</b>	362	880	386	907	377 396	2640 2674	11.00	
<b>360/70-16 TL</b>	137A8 125A8	 <b>AW305</b>	362	905	386	946	380 412	2697 2730	11.00	13.0/75-16 14.0/65-16
<b>380/55-17 TL</b>	138A8 126A8	 <b>AW305</b>	384	845	410	880	355 378	2521 2550	13.00	15.0/55.17
<b>420/55-17 TL</b>	143A8 131A8	 <b>T452</b>	416	897	451	926	382	2606	13.00	
<b>480/45-17 TL</b>	146A8 134A8	 <b>AW305</b>	478	868	517	894	369 390	2582 2590	16.00	19.0/45-17 500/50-17
<b>500/50-17 TL</b>	149A8 137A8	 <b>AW309</b>	495	945	543	968	408	2766	16.00	
<b>520/50-17 TL</b>	159A8 147A8	 <b>T306</b>	516	952	557	988	404 421	2820 2855	16.00	

## Inches Sizes

<b>10.0/80-12 TL</b>	8 PR 8 PR	 <b>AW305</b>	268	716	277	730	314	2138	9.00	8.50-12 10.0/80-12
<b>10.0/80-12 TL</b>	10 PR 10 PR	 <b>AW305</b>	268	716	277	730	314	2138	9.00	8.50-12 10.0/80-12



Trelleborg Wheel Systems Italia S.p.A.  
Via Nazionale Tiburtina, 143 - 00010 Villa Adriana (RM) Italy  
Phone: +39 0774 384701 - Fax: +39 0774 384702  
[www.trelleborg.com/wheels](http://www.trelleborg.com/wheels)