



Sava[®] Rescue & Recovery by Trelleborg



CONTENTS

1.0. Lifting bags

1.1.	CATCH BAGS – TOWING AND RECOVERY	4
1.2.	LOW-PRESSURE LIFTING BAGS 0.5 bar (7.3 psi)	5
1.3.	TOWING AND RECOVERY	6
1.4.	MEDIUM-PRESSURE LIFTING BAGS 1.0 bar (14.5 psi)	8
1.5.	HIGH-PRESSURE LIFTING BAGS 8 and 10 bar (116 and 145 psi)	9
	8 bar (116 psi) system	10
	SLK model	10
	SLK-L model	11
	SBF-K model (FLAT BAG)	12
	10 bar (145 psi) system	14
	SLK-H model	14
	SFB-H model (FLAT BAG)	15
	FLAT+ BAG	16
	World InNOVation: High-pressure lifting bags NOVA and VEGA	18
	12 bar (174 psi) system (VEGA) ✦	19
	12 bar (174 psi) system (VEGA Flat) ✦	21
	15 bar (218 psi) system (NOVA) ✦	22
1.6.	INFLATION ACCESSORIES	24
1.7.	APPLICATION OF LIFTING BAGS	25
	Photo gallery	26
1.8.	A COMPARISON OF HIGH-PRESSURE LIFTING BAGS	27

2.0. Sealing products

	Photo gallery	29
2.1.	INFLATABLE PIPE PLUGS	30
2.2.	GULLY SEALING SET	32
2.3.	LEAK SEALING LANCE SET	34
2.2.	PIPE PLUG KIT	35
2.5.	MINI LEAK SEALING BAGS	37
2.6.	LARGE LEAK SEALING BAGS	38
2.7.	SEALING TUBES	40
2.8.	SEALING BANDAGES	41
2.9.	VACUUM DRAINAGE BAG	42
2.10.	DRAINAGE SEALING BAG	43
2.11.	DRAINAGE PIPE SEALING BAGS	44
2.12.	MEGA LEAK SEALING KIT	45

3.0. Water tanks

3.1.	SELF-SUPPORTING INTERCEPTIVE TANKS	48
3.2.	CLOSED RUBBER TANKS	50
3.3.	MOBILE DECANTING UNITS	52

4.0. Warranty & About us

4.1.	WARRANTY	54
4.2.	ABOUT US	55



EVN DEPO
SLOVENIA

Lifting bags



FOLLOW
USER MANUAL



WEAR PERSONAL
PROTECTIVE EQUIPMENT



1. 1.

CATCH BAGS – TOWING AND RECOVERY



Catch Bags are used to “catch” the vehicle when uprighting it for a soft landing and to prevent secondary tip-over. They are built to prevent dangerous and uncontrolled descent of any vehicle or object. Perfect in combination with SAVA low-pressure lifting bags.

Good stability in all conditions	Special air-release openings	Extremely durable	Quick assembly and disassembly
---	---	------------------------------	---

SCB-1 CATCH BAG
22 kg (50 lbs)
574577

INFLATION HOSE
10 m (33')
6.5 kg (14 lbs)
615249

3-WAY DISTRIBUTOR
3.6 kg (8 lbs)
574579

BLOWER
10 kg (22 lbs)
574580

ALTERNATIVE SMALLER SIZE OPTIONS

SCB-2 CATCH BAG LOWER HEIGHT
17 kg (37 lbs)
596823

MINI BLOWER + 2-WAY DISTRIBUTOR
5.6 kg (12.3 lbs)
615125

MINI BLOWER + 3-WAY DISTRIBUTOR
5.7 kg (12.6 lbs)
606071

POSITIONING ACCESSORIES

- BLIND COUPLING 1 1/2"**
0.3 kg (0.7 lbs)
574581
- WEDGE**
1.5 kg (3.3 lbs)
581229
- INSERTION POLE**
2.0 kg (4.4 lbs)
581228
- PROTECTIVE CAP**
7.0 kg (15 lbs)
587031
- REPAIR KIT**
0.5 kg (1.1 lbs)
578468
- TOP COVER**
PVC 579669
2.0 kg (4.4 lbs)
RUBBER 581226
9.9 kg (22 lbs)

TECHNICAL DATA

TYPE	PART NUMBER	DIMENSIONS					WEIGHT	WORKING PRESSURE	NOMINAL CONTENT	AIR REQUIREMENT	MAX. HEIGHT	INFLATION TIME
		BOTTOM		TOP		HEIGHT						
		LENGTH	WIDTH	LENGTH	WIDTH							
		[cm] / [inch]	[cm] / [inch]	[cm] / [inch]	[cm] / [inch]							
SCB-1	574577	140 / 55"	140 / 55"	100 / 39"	100 / 39"	10 / 4"	22 / 50	< 0.2 / < 3	1700 / 60	2000 / 71	160 / 63"	60-90
SCB-2	596823	110 / 43"	110 / 43"	80 / 31"	80 / 31"	10 / 4"	17 / 37	< 0.2 / < 3	1100 / 39	1320 / 46	100 / 39"	50-70



Type CLAW

LOW-PRESSURE LIFTING BAGS 0.5 bar (7.3 psi)

1. 2.

Low-pressure lifting bags are used for lifting very large objects. They have special TOP GRIP pads bonded to the top and bottom of the bag. Top Grip pad offers heavy duty protection from slipping, puncture, abrasion and premature wear. Used for uprighting trucks, rail cars, and other types of vehicles or structures.



0.5
BAR



Lifting height up to 2.1 m

Ideal for towing recovery


Special TOP GRIP pads

Use on all grounds (rock, glass, metal)

CONTROLLERS



SINGLE FITTING CONTROLLER
0.5 bar (7.3 psi)
1.0 kg (2.2 lbs)
553361



DOUBLE FITTING CONTROLLER
0.5 bar (7.3 psi)
2.5 kg (5.5 lbs)
507801




FKT CONTROLLER
40.0 kg (88 lbs)
4-port - 545631
53.0 kg (117 lbs)
6-port - 545632
*Other sizes on request

ADAPTERS



SHUT-OFF + SAFETY VALVE
0.5 bar (7.3 psi)
0.4 kg (0.8 lbs)
577465




ADAPTER CLAW/26
0.15 kg (0.33 lbs)
529704



VACUUM/BLOWER
124.0 kg (273 lbs)
598159

ACCESSORIES



PROTECTION PLATE WOOD+TOP GRIP
11.0 kg (24 lbs)
581227



REPAIR KIT
0.1 kg (0.22 lbs)
522050

INFLATION HOSES



TYPE	5 m (16')	15 m (49')
RED RIGID	2 kg (4.4 lbs)	5 kg (11 lbs)
GREY RIGID	595741	594222
YELLOW RIGID	595744	594220
GREEN RIGID	595743	594221
	586722	586724



TECHNICAL DATA

TYPE	PART NUMBER	DIMENSIONS		WEIGHT	WORKING PRESSURE	NOMINAL CONTENT	AIR REQUIREMENT	MAX LIFTING CAPACITY	MAX. LIFTING HEIGHT	INFLATION VALVE
		DIAMETER	HEIGHT							
		[cm] / [inch]	[cm] / [inch]							
MS 45	527296	102 / 40"	10 / 4"	16 / 35	0.5 / 7.3	368 / 13	551 / 20	4 / 4.4	45 / 18"	R 1/2"-female
MS 122	527297	135 / 53"	10 / 4"	30 / 66	0.5 / 7.3	1745 / 62	2618 / 93	7 / 7.7	122 / 48"	R 3/4"-male
MS 210	527298	145 / 57"	10 / 4"	43 / 95	0.5 / 7.3	3466 / 122	5199 / 184	9 / 9.9	210 / 83"	R 3/4"-male



SUITABLE FOR
TUNNEL RECOVERY



Compressor/blower specially designed for high-flow volumes and optimal pressure for low pressure lifting bag operation

Controller specially designed for best efficiency and safety when working with lowpressure lifting bags

CATCHING WITH CATCH BAGS

LIFTING WITH LOW PRESSURE LIFTING BAGS

PROPOSED RECOVERY SETS



LIFTING

PART NUMBER	DESCRIPTION	LONG HEAVY VEHICLE SET	HEAVY VEHICLE SET
		QUANTITY [pc]	
527296	MS 45	2	1
527298	MS 210	4	2
545632	CONTROLLER FKT-6	1	
545631	CONTROLLER FKT-4		1
598159	COMPRESSOR/BLOWER	1	1
586724	INFLATION HOSE (RIGID 15 m (49'))	6	3
522050	REPAIR KIT FOR LOW PRESSURE BAGS	1	1
581227	PROTECTION PLATE WOOD+TOPGRIP	6	3



CATCHING

PART NUMBER	DESCRIPTION	LONG HEAVY VEHICLE SET	HEAVY VEHICLE SET
		QUANTITY [pc]	
574577	SCB-1	3	2
574578	INFLATION HOSE 10 m (33') (FOR CATCH BAGS)	3	2
574580	BLOWER	1	1
574579	THREE-WAY DISTRIBUTOR	1	1
574581	BLIND COUPLING	1	1
578468	REPAIR KIT FOR CATCH BAGS	1	1
587031	PROTECTIVE CAP	3	2
581228	INSERTION POLE	3	2
581229	WEDGE	2	2

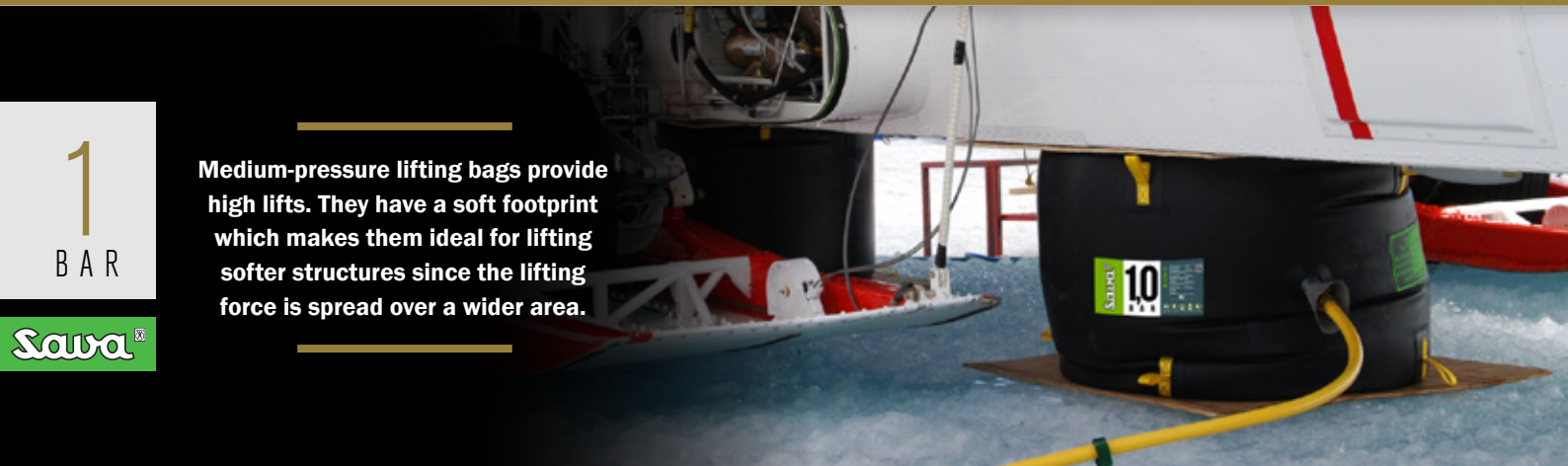


1. 4. MEDIUM-PRESSURE LIFTING BAGS 1.0 bar (14.5 psi)



1
BAR

Medium-pressure lifting bags provide high lifts. They have a soft footprint which makes them ideal for lifting softer structures since the lifting force is spread over a wider area.



Perfect performance on soft grounds	Suitable for high lifts	Made from extra durable materials	Extra fast inflation and deflation
-------------------------------------	-------------------------	-----------------------------------	------------------------------------

NOTE

Top grip pads can be supplied upon request



CONTROLLERS



SINGLE FITTING CONTROLLER
1.0 bar (14.5 psi)
1.0 kg (2.2 lbs)
551503



DOUBLE FITTING CONTROLLER
1.0 bar (14.5 psi)
2.0 kg (4.4 lbs)
504061




DOUBLE DEADMAN CONTROLLER 2 EXP 1
1.0 bar (14.5 psi)
3.0 kg (6.6 lbs)
615416

ADAPTERS




SHUT-OFF + SAFETY VALVE
1.0 bar (14.5 psi)
0.4 kg (0.88 lbs)
551504



ADAPTER GEKA/26
0.1 kg (0.2 lbs)
575711

CARRY-ON VALISE (for two bags)



1.0 kg (2.2 lbs)
521483 **MA**
1.3 kg (2.9 lbs)
521485 **MB**
1.5 kg (3.3 lbs)
521486 **MC**
2.0 kg (4.4 lbs)
521487 **MD**

ACCESSORIES



REPAIR KIT
0.09 kg (0.2 lbs)
522050

INFLATION HOSES



TYPE	5 m (16')	10 m (33')
RED	2.2 kg (4.9 lbs) 525662	3.0 kg (6.6 lbs) 538935
YELLOW	2.7 kg (6 lbs) 504063	5.0 kg (11 lbs) 519817
BLACK	1.7 kg (3.7 lbs) 504064	1.4 kg (3 lbs) 577464

TECHNICAL DATA

TYPE	PART NUMBER	DIMENSIONS		WEIGHT	WORKING PRESSURE	NOMINAL CONTENT	AIR REQUIREMENT	MAX LIFTING CAPACITY	MAX. LIFTING HEIGHT	INFLATION VALVE
		DIAMETER	HEIGHT							
		[cm] / [inch]	[cm] / [inch]							
MA	521478	61 / 24"	5 / 2"	7.5 / 17	1.0 / 14.5	126 / 4	251 / 9	3 / 3.3	43 / 17"	R 3/8" - male
MB	521479	76 / 30"	5 / 2"	12 / 27	1.0 / 14.5	268 / 9	535 / 19	4.7 / 5.2	59 / 23"	R 3/8" - male
MC	521481	91 / 36"	5 / 2"	15 / 33	1.0 / 14.5	397 / 14	793 / 28	6.7 / 7.4	61 / 24"	R 3/8" - male
MD	521482	122 / 48"	8 / 3"	35 / 77	1.0 / 14.5	1168 / 41	2337 / 83	12 / 13.2	100 / 39"	R 3/8" - male

HIGH-PRESSURE LIFTING BAGS

1. 5.



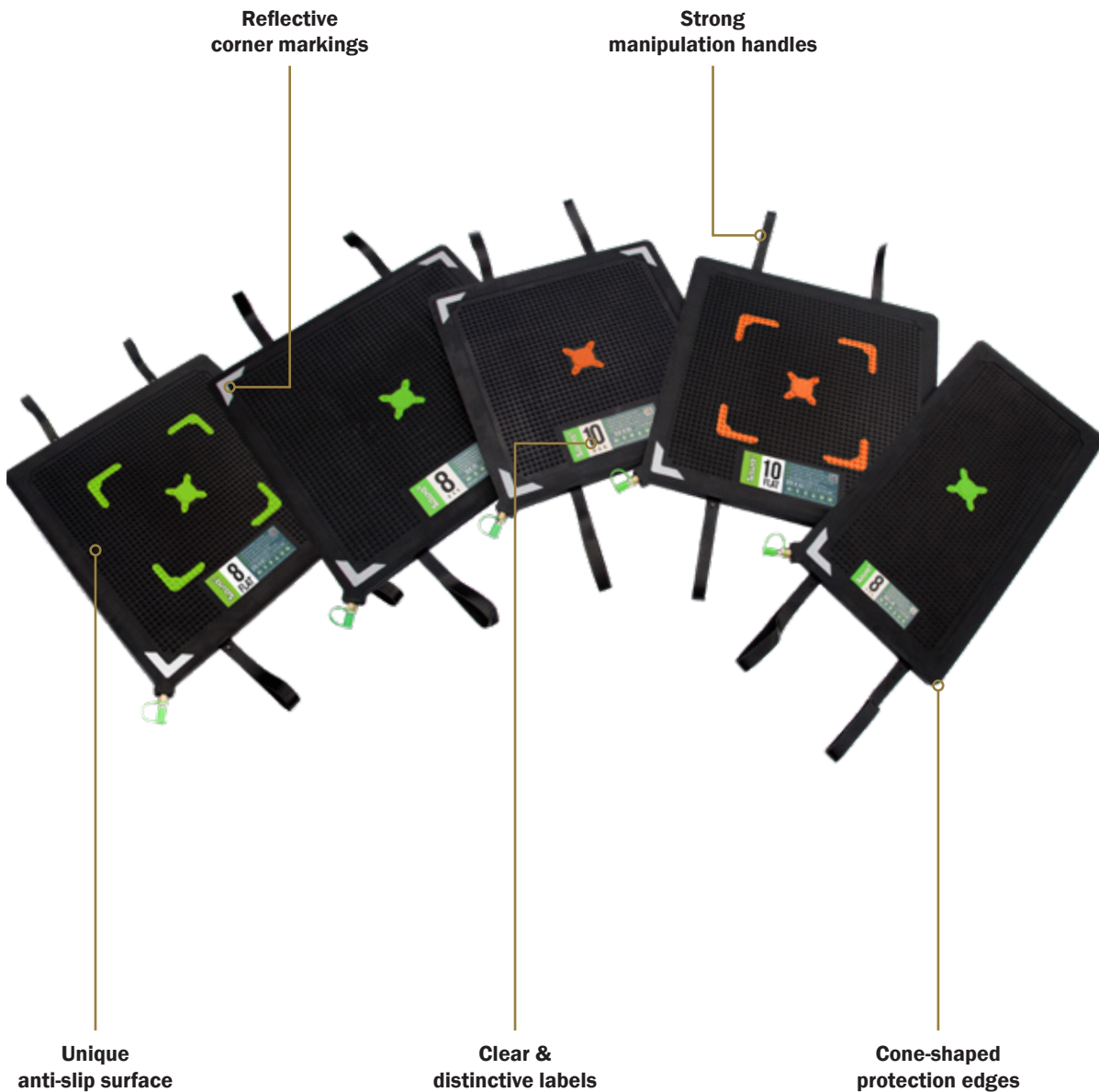
High-pressure lifting bags are used for lifting the heaviest loads. High-pressure lifting bags exert maximum force in a concentrated area, making them ideal when lifting rigid structures in tight places. Their unique structure also allows use in load shifting, heavy truck or aircraft recovery and different moving situations.

Extremely durable

Heavy duty

**EN 13731
NFPA 1936**

Thin design



Reflective corner markings

Strong manipulation handles

Unique anti-slip surface

Clear & distinctive labels

Cone-shaped protection edges

8
BAR

8
FLAT

10
BAR

10
FLAT

10
FLAT+

Sava

1. 5. HIGH-PRESSURE LIFTING BAGS 8 bar (116 psi)



EN 13731
NFPA 1936

Stackable up
to 2 bags

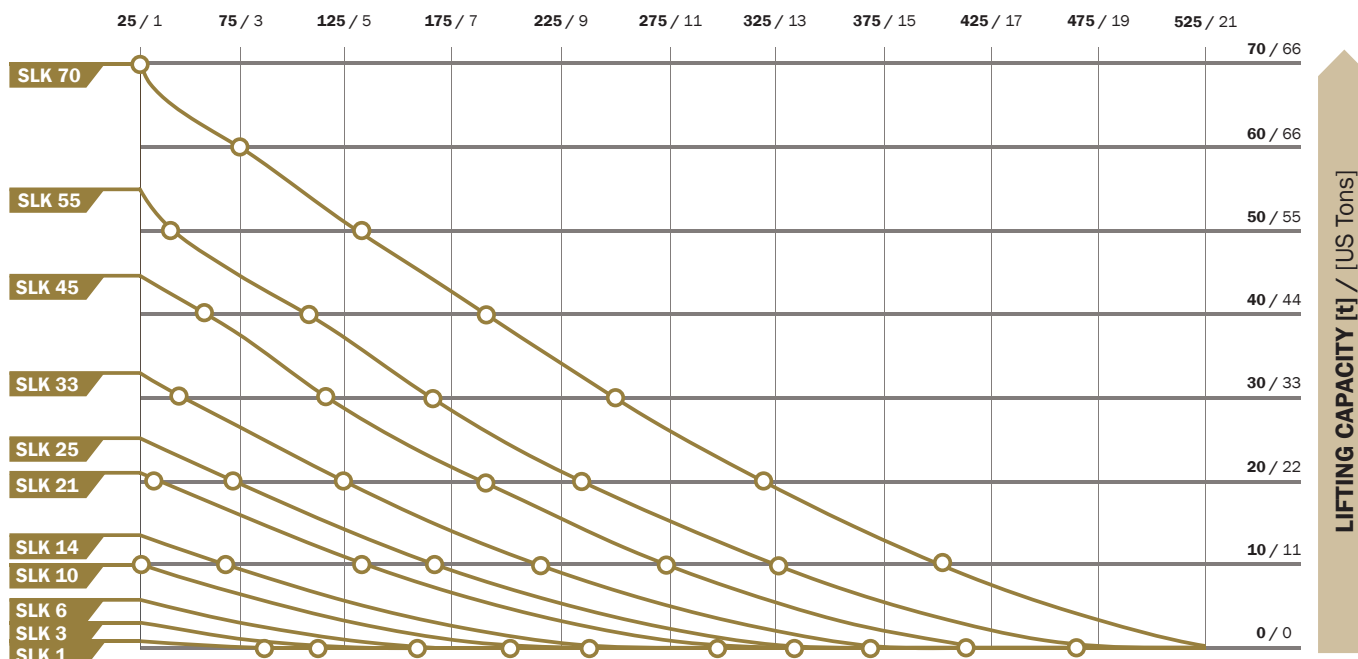
Extra
durable

Thin
design

TECHNICAL DATA

TYPE	PART NUMBER	DIMENSIONS			WEIGHT [kg] / [lbs]	WORKING PRESSURE [bar] / [psi]	AIR REQUIREMENT [l] / [cu./Ft.]	MAX. LIFTING CAPACITY [t] / [US Tons]	MAX. LIFTING HEIGHT [cm] / [inch]
		LENGTH	WIDTH	HEIGHT					
		[cm] / [inch]	[cm] / [inch]	[cm] / [inch]					
SLK 1	77973	15 / 6"	15 / 6"	2.5 / 1"	0.55 / 1.2	8 / 116	5 / 0.2	1.1 / 1.2	8 / 3.1"
SLK 3	77974	22.5 / 9"	22.5 / 9"	2.5 / 1"	1.25 / 3	8 / 116	15 / 0.5	2.7 / 3	13 / 5.1"
SLK 6	77975	30 / 12"	30 / 12"	2.5 / 1"	2 / 4	8 / 116	42 / 1.5	5.5 / 6.1	16 / 6.3"
SLK 10	76734	38 / 15"	38 / 15"	2.5 / 1"	3.5 / 8	8 / 116	86 / 3.0	10.1 / 11.1	21 / 8.3"
SLK 14	76735	45 / 18"	45 / 18"	2.5 / 1"	5 / 11	8 / 116	152 / 5.4	13.5 / 14.9	25 / 9.8"
SLK 21	76736	55 / 22"	55 / 22"	2.5 / 1"	7 / 15	8 / 116	296 / 10.5	21.1 / 23.2	30 / 11.8"
SLK 25	76737	61 / 24"	61 / 24"	2.5 / 1"	9 / 20	8 / 116	416 / 14.7	25.2 / 27.7	34 / 13.4"
SLK 33	76738	69 / 27"	69 / 27"	2.5 / 1"	11 / 24	8 / 116	621 / 21.9	33 / 36.3	38 / 15"
SLK 45	76739	78 / 31"	78 / 31"	2.5 / 1"	14 / 31	8 / 116	921 / 32.5	44.6 / 49.1	42 / 16.5"
SLK 55	76794	87 / 34"	87 / 34"	2.5 / 1"	18 / 40	8 / 116	1305 / 46.1	55 / 60.5	47 / 18.5"
SLK 70	573241	94.5 / 37"	94.5 / 37"	2.6 / 1"	22.5 / 50	8 / 116	1505 / 53.2	70.4 / 77.4	52 / 20.5"

LIFTING HEIGHT [mm] / [inch]





HIGH-PRESSURE LIFTING BAGS 8 bar (116 psi)

1. 5.



EN 13731
NFPA 1936

Stackable up
to 2 bags

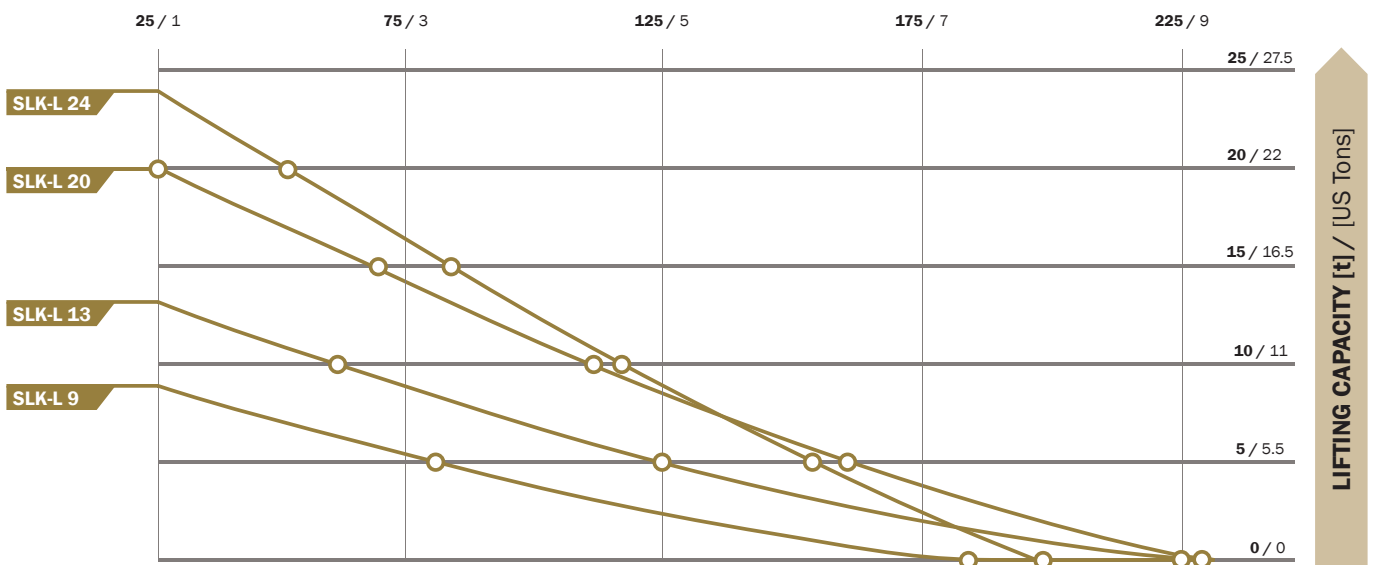
Narrow
design

Easy
manipulation

TECHNICAL DATA

TYPE	PART NUMBER	DIMENSIONS			WEIGHT	WORKING PRESSURE	AIR REQUIREMENT	MAX. LIFTING CAPACITY	MAX. LIFTING HEIGHT
		LENGTH	WIDTH	HEIGHT					
		[cm] / [inch]	[cm] / [inch]	[cm] / [inch]					
SLK-L 9	519833	45 / 18"	30 / 12"	2.5 / 1"	3.3 / 7.3	8 / 116	95 / 3.4	8.9 / 9.8	19 / 7.5"
SLK-L 13	519834	50 / 20"	37.5 / 15"	2.5 / 1"	4.5 / 10	8 / 116	170 / 6.0	13.2 / 14.5	23 / 9.1"
SLK-L 20	519837	75 / 30"	37.5 / 15"	2.5 / 1"	6.5 / 14.3	8 / 116	270 / 9.5	20.2 / 22.2	23 / 9.1"
SLK-L 24	77983	102 / 40"	32 / 13"	2.5 / 1"	7.8 / 17.2	8 / 116	220 / 7.8	24 / 26.4	20 / 7.9"

LIFTING HEIGHT [mm] / [inch]



HIGH-PRESSURE LIFTING BAGS

8 bar (116 psi) (FLAT BAGS)



1. 5.



EN 13731
NFPA 1936

Stackable up
to 3 bags

Superb
stability

Flat
surface

TECHNICAL DATA

TYPE	PART NUMBER	DIMENSIONS			WEIGHT	WORKING PRESSURE	AIR REQUIREMENT	MAX. LIFTING CAPACITY	MAX. LIFTING HEIGHT	MAX. LIFTING CAPACITY AT MAX. LIFTING HEIGHT
		LENGTH	WIDTH	HEIGHT						
		[cm] / [inch]	[cm] / [inch]	[cm] / [inch]						
SFB-K 2/17	282314	45 / 18"	45 / 18"	2.5 / 1"	5.1 / 11.3	8 / 116	200 / 7.1	13.5 / 14.9	17 / 6.7	2.3 / 2.5
SFB-K 7/17	519883	55 / 22"	55 / 22"	2.5 / 1"	7.3 / 16	8 / 116	224 / 7.9	21.1 / 23.2	17 / 6.7	6.7 / 7.4
SFB-K 10/17	519884	61 / 24"	61 / 24"	2.5 / 1"	9.2 / 20	8 / 116	350 / 12.4	25.2 / 27.7	17 / 6.7	9.5 / 10.5
SFB-K 20/17	519885	78 / 31"	78 / 31"	2.5 / 1"	14.5 / 32	8 / 116	520 / 18.4	44.6 / 49.1	17 / 6.7	20.2 / 22.2
SFB-K 33/17	519886	91.5 / 36"	91.5 / 36"	2.5 / 1"	20.6 / 45	8 / 116	810 / 28.6	64 / 70.4	17 / 6.7	33.3 / 36.6

ACCESSORIES


(SUITABLE FOR FLAT BAGS ONLY)



TRIPLE DEADMAN CONTROLLER 3 EXP 8
8 bar (116 psi)
4.0 kg (8.8 lbs)
609800

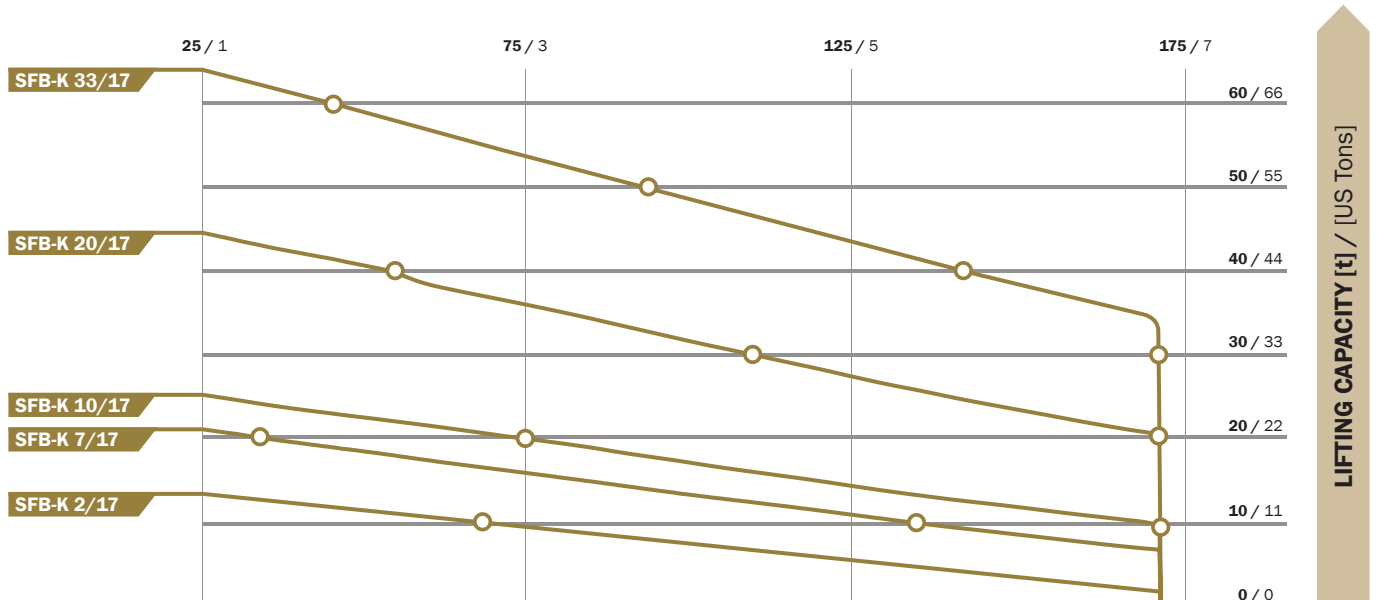


SET OF TRIPLE FLAT BAG CONNECTORS, ORANGE
(4 PCS PER SET)
0.6 kg (1.3 lbs)
530545



SET OF DUAL FLAT BAG CONNECTORS, YELLOW
(4 PCS PER SET)
0.4 kg (0.88 lbs)
529480

LIFTING HEIGHT [mm] / [inch]



ACCESSORIES FOR HIGH-PRESSURE LIFTING BAGS 8 bar (116 psi)

1. 5.

RUBBER INFLATION HOSES



TYPE	5 m (16')	10 m (33')
RED	1.5 kg (3.3 lbs)	3 kg (6.6 lbs)
YELLOW	611163	611164
BLUE	611156	611160
GREY	611161	611162
	611165	611166

8
BAR


CONTROLLERS



SINGLE FITTING CONTROLLER
8 bar (116 psi)
0.9 kg (2 lbs)
76681



HAND-HELD SINGLE DEADMAN CONTROLLER
8 bar (116 psi)
1.2 kg (2.6 lbs)
519819



DOUBLE FITTING CONTROLLER
8 bar (116 psi)
2.0 kg (4.4 lbs)
76682



HAND-HELD DOUBLE DEADMAN CONTROLLER
8 bar (116 psi)
1.6 kg (3.5 lbs)
519820



DOUBLE DEADMAN CONTROLLER 2 EXP 8
8 bar (116 psi)
3.0 kg (6.6 lbs)
609796

8
FLAT

Sava


OTHER ACCESSORIES




RUBBER HOSE WITH SHUT-OFF VALVE
8 bar (116 psi)
2 m (6.6') 10 m (33')
0.9 kg (2 lbs) 3.3 kg (7.3 lbs)
615212 615273



RUBBER HOSE WITH SHUT-OFF + SAFETY VALVE
8 bar (116 psi)
2 m (6.6') 10 m (33')
2.2 kg (4.8 lbs) 3.5 kg (7.7 lbs)
615274 615215



FOOT PUMP 8 bar (116 psi)
3 kg (6.6 lbs)
615206




SHUT-OFF + SAFETY VALVE
8 bar (116 psi)
0.4 kg (0.88 lbs)
519051



INFLATION DISTRIBUTOR WITH 2x2 m RUBBER HOSES
2 m (6.6')
1.5 kg (3.3 lbs)
615224



PRESSURE REDUCER
8 bar (116 psi)
200/300 bar (2900/4350 psi)
2.2 kg (4.9 lbs)
EN - 615155
CGA - 596586



SINGLE STAGE REGULATOR CGA, WITH 6' YELLOW SUPPLY HOSE ATTACHED
8 - 10 bar (116 - 145 psi)
0.4 kg (0.88 lbs)
Reg 116-145 psi - SH6

MINI LIFTING SET



SLK 1
77973

SLK 3
77974

SLK 6
77975

SPECIAL PRESSURE REDUCER SYSTEM
523000

PORTABLE CASE
528871

YELLOW HOSE
611156


COMPRESSED AIR CYLINDER
523002

INFLATION DISTRIBUTOR
615224

HIGH-PRESSURE LIFTING BAGS

1. 5.

10 bar (145 psi)



EN 13731
NFPA 1936

Increased
lifting capacity

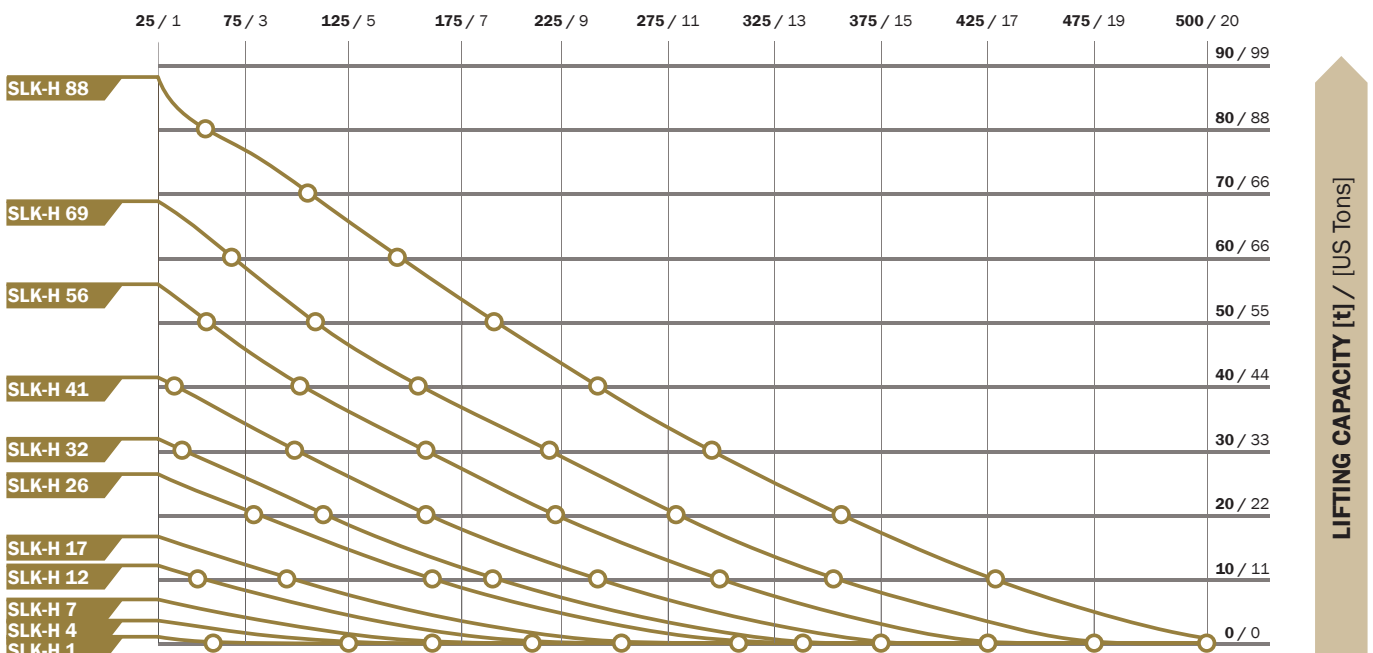
Compatible with
8 bar (116 psi) bags

Heavy
duty

TECHNICAL DATA

TYPE	PART NUMBER	DIMENSIONS			WEIGHT	WORKING PRESSURE	AIR REQUIREMENT	MAX. LIFTING CAPACITY	MAX. LIFTING HEIGHT
		LENGTH	WIDTH	HEIGHT					
		[cm] / [inch]	[cm] / [inch]	[cm] / [inch]					
SLK-H 1	291240	15 / 6"	15 / 6"	2.5 / 1"	0.55 / 1.2	10 / 145	7 / 0.3	1.2 / 1.3	8 / 3.1"
SLK-H 4	291241	22.5 / 9"	22.5 / 9"	2.5 / 1"	1.25 / 3	10 / 145	19 / 0.7	3.3 / 3.6	13 / 5.1"
SLK-H 7	291242	30 / 12"	30 / 12"	2.5 / 1"	2 / 4	10 / 145	52 / 1.9	6.8 / 7.5	16 / 6.3"
SLK-H 12	291243	38 / 15"	38 / 15"	2.5 / 1"	3.5 / 8	10 / 145	106 / 3.8	12.1 / 13.3	21 / 8.3"
SLK-H 17	291244	45 / 18"	45 / 18"	2.5 / 1"	5 / 11	10 / 145	186 / 6.6	16.6 / 18.3	25 / 9.3"
SLK-H 26	291245	55 / 22"	55 / 22"	2.5 / 1"	7 / 15	10 / 145	362 / 12.8	26.3 / 28.9	30 / 11.8"
SLK-H 32	291246	61 / 24"	61 / 24"	2.5 / 1"	9 / 20	10 / 145	508 / 18.0	31.8 / 35	34 / 13.4"
SLK-H 41	291247	69 / 27"	69 / 27"	2.5 / 1"	11 / 24	10 / 145	759 / 26.8	41.3 / 45.4	38 / 15"
SLK-H 56	291248	78 / 31"	78 / 31"	2.5 / 1"	14.1 / 31	10 / 145	1122 / 39.7	55.8 / 61.4	42 / 16.5"
SLK-H 69	291249	87 / 34"	87 / 34"	2.5 / 1"	18.2 / 40	10 / 145	1595 / 56.4	68.7 / 75.6	47 / 18.5"
SLK-H 88	291250	94.5 / 37"	94.5 / 37"	2.6 / 1"	22.7 / 50	10 / 145	1650 / 58.3	88 / 96.8	52 / 20.5"

LIFTING HEIGHT [mm] / [inch]





HIGH-PRESSURE LIFTING BAGS

10 bar (145 psi) (FLAT BAGS)

1. 5.



10
FLAT
Sawa®

**EN 13731
NFPA 1936**

**Increased
lifting capacity**

**Compatible with
8 bar (116 psi) accessories**

**Heavy
duty**

TECHNICAL DATA

TYPE	PART NUMBER	DIMENSIONS			WEIGHT	WORKING PRESSURE	AIR REQUIREMENT	MAX. LIFTING CAPACITY	MAX. LIFTING HEIGHT	MAX. LIFTING CAPACITY AT MAX. LIFTING HEIGHT
		LENGTH	WIDTH	HEIGHT						
		[cm] / [inch]	[cm] / [inch]	[cm] / [inch]						
SFB-H 2.5/17	282432	45 / 18"	45 / 18"	2.5 / 1"	5.2 / 11.5	10 / 145	220 / 7.8	16.6 / 18.3	17 / 6.7"	2.5 / 2.8
SFB-H 8/17	291294	55 / 22"	55 / 22"	2.5 / 1"	7.4 / 16	10 / 145	280 / 9.9	26.4 / 29	17 / 6.7"	8.1 / 8.9
SFB-H 12/17	291295	61 / 24"	61 / 24"	2.5 / 1"	9.2 / 20	10 / 145	437.5 / 15.5	31.5 / 34.7	17 / 6.7"	11.9 / 13.1
SFB-H 25/17	291296	78 / 31"	78 / 31"	2.5 / 1"	14.5 / 32	10 / 145	650 / 23	55.8 / 61.3	17 / 6.7"	25.3 / 27.8
SFB-H 42/17	291297	91.5 / 36"	91.5 / 36"	2.5 / 1"	20.5 / 45	10 / 145	1012.5 / 35.8	80 / 88	17 / 6.7"	41.6 / 45.8

ACCESSORIES


(SUITABLE FOR FLAT BAGS ONLY)



**TRIPLE DEADMAN
CONTROLLER 3 EXP 10**
10 bar (145 psi)
4.0 kg (8.8 lbs)
609801

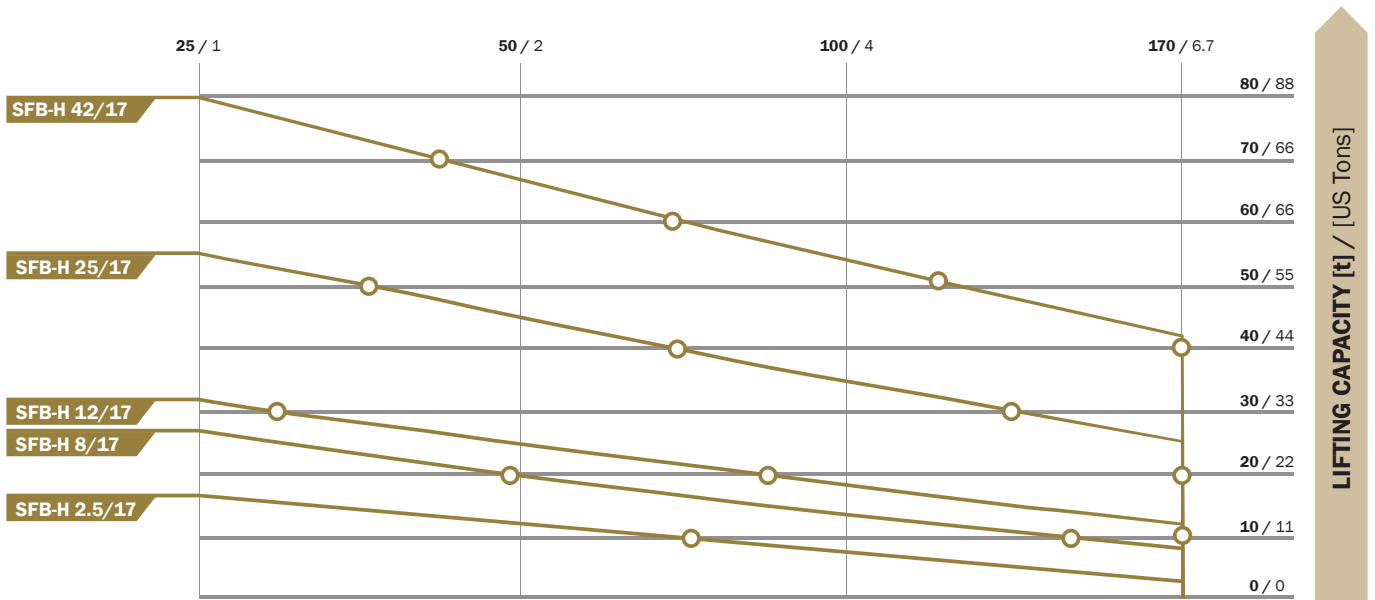


**SET OF TRIPLE FLAT
BAG CONNECTORS,
ORANGE**
(4 PCS PER SET)
0.6 kg (1.3 lbs)
530545



**SET OF DUAL FLAT BAG
CONNECTORS, YELLOW**
(4 PCS PER SET)
0.4 kg (0.88 lbs)
529480

LIFTING HEIGHT [mm] / [inch]



1. 5.

HIGH-PRESSURE LIFTING BAGS 10 bar (145 psi) (FLAT+ BAGS)



10
FLAT+

The new generation of FLAT BAGS enables higher lift while maintaining key signature stability. Placing 3 FLAT+ BAGS on top of each other will support 19.8 metric tons (21.8 US tons) up to 100 cm (3.3 ft) high, which makes them useful in a variety of demanding situations. Their unique flat surface offers class-leading stability that greatly increases operator safety.



Thin and lightweight design

Increased lifting height

Class leading stability

Superior lifting capacity

TECHNICAL DATA

TYPE	PART NUMBER	DIMENSIONS			WEIGHT	WORKING PRESSURE	AIR REQUIREMENT	MAX. LIFTING CAPACITY	MAX. LIFTING HEIGHT	MAX. LIFTING CAPACITY AT MAX. LIFTING HEIGHT
		LENGTH	WIDTH	HEIGHT						
		[cm] / [inch]	[cm] / [inch]	[cm] / [inch]						
FLAT+ 20/33	291300	94.5 / 37.2	94.5 / 37.2	3.0 / 1.2	27.7 / 60.9	10 / 145	1100 / 39	88.0 / 96.8	33 / 13	19.8 / 21.8

3 LIFTING BAG SYSTEM PERFORMANCE

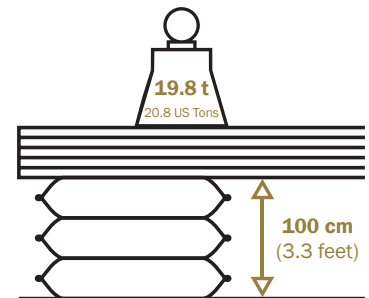
MAX. LIFTING CAPACITY	MAX. LIFTING HEIGHT	MAX LIFTING CAPACITY AT MAX. HEIGHT	INSERTION HEIGHT
88 t / 96.8 US tons	100 cm / 3.3 ft	19.8 t / 21.8 US tons	9 cm / 3.5 inch



Insertion height of only 9 cm (3.5") for 3-bag system



Ready to use system – no assembly necessary



Outstanding capacity of 19.8 tons (20.8 US Tons) at maximum lifting height of 100 cm (3.3 feet)

Class leading stability at 100 cm (3.3 feet)


FLAT vs FLAT+ BAGS




ACCESSORIES (SUITABLE FOR FLAT+ BAGS ONLY)



TRIPLE DEADMAN CONTROLLER 3 EXP 10
10 bar (145 psi)
4.0 kg (8.8 lbs)
609801



SET OF TRIPLE FLAT BAG CONNECTORS, ORANGE
(4 PCS PER SET)
0.6 kg (1.3 lbs)
593200



SET OF DUAL FLAT BAG CONNECTORS, YELLOW
(4 PCS PER SET)
0.4 kg (0.88 lbs)
593202

ACCESSORIES FOR HIGH-PRESSURE LIFTING BAGS 10 bar (145 psi)

1. 5.

RUBBER INFLATION HOSES



TYPE	5 m (16')	10 m (33')
RED	1.5 kg (3.3 lbs)	3 kg (6.6 lbs)
YELLOW	611178	611179
BLUE	611170	611173
GREY	611176	611177
	611180	611181

10
BAR

10
FLAT

10
FLAT+

CONTROLLERS



**SINGLE FITTING
CONTROLLER**
10 bar (145 psi)
0.9 kg (0.2 lbs)
291258



**HAND-HELD
SINGLE DEADMAN
CONTROLLER**
1.2 kg (2.6 lbs)
10 bar (145 psi)
291256



**DOUBLE FITTING
CONTROLLER**
10 bar (145 psi)
2.0 kg (4.4 lbs)
291259



**HAND-HELD DOUBLE
DEADMAN CONTROLLER**
10 bar (145 psi)
1.6 kg (3.6 lbs)
291257



**DOUBLE DEADMAN
CONTROLLER 2 EXP 10**
10 bar (145 psi)
3.0 kg (6.6 lbs)
609797


OTHER ACCESSORIES



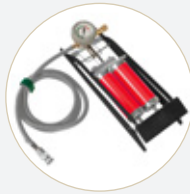
SHUT-OFF + SAFETY VALVE
10 bar (145 psi)
0.3 kg (0.66 lbs)
291282



**SINGLE STAGE REGULATOR
CGA, WITH 6' YELLOW
SUPPLY HOSE ATTACHED**
8 - 10 bar (116 - 145 psi)
0.4 kg (0.88 lbs)
Reg 116-145 psi - SH6



PRESSURE REDUCER
10 bar (145 psi)
300 bar (4350 psi)
2.2 kg (4.9 lbs)
EN - 615153
CGA - 596586



FOOT PUMP -
10 bar (145 psi)
3.0 kg (6.6 lbs)
615207



**RUBBER HOSE WITH
SHUT-OFF VALVE**
10 bar (145 psi)
2 m (6.6') 10 m (33')
0.9 kg (2 lbs) 3.3 kg (7.3 lbs)
615214 615275

Simple
switch to
8 bar (116 psi)
accessories



**INFLATION DISTRIBUTOR
WITH 2x2 m RUBBER HOSES**
10 bar (145 psi)
2 m (6.6')
1.5 kg (3.3 lbs)
615226



**RUBBER HOSE WITH
SHUT-OFF + SAFETY VALVE**
10 bar (145 psi)
10 m (33')
1.4 kg (3 lbs)
615218



ADAPTER
8 bar (116 psi)
10 bar (145 psi)
0.2 kg (0.44 lbs)
291284

1. 5. HIGH-PRESSURE LIFTING BAGS NOVA AND VEGA

NOVA & VEGA family of lifting bags, a novelty in our high-pressure lifting bags assortment, will astonish with its lifting capacity and pressure class. With boosting the already proven properties of our existing assortment we introduce a new concept in the field of rescue and recovery. Introducing new design with many new features on both, the bags and the accessories.



100 tons Superior lifting capacity

Safety

EN 13731 NFPA 1936

UX Revolutionized user experience

12 BAR

12 FLAT

15 BAR

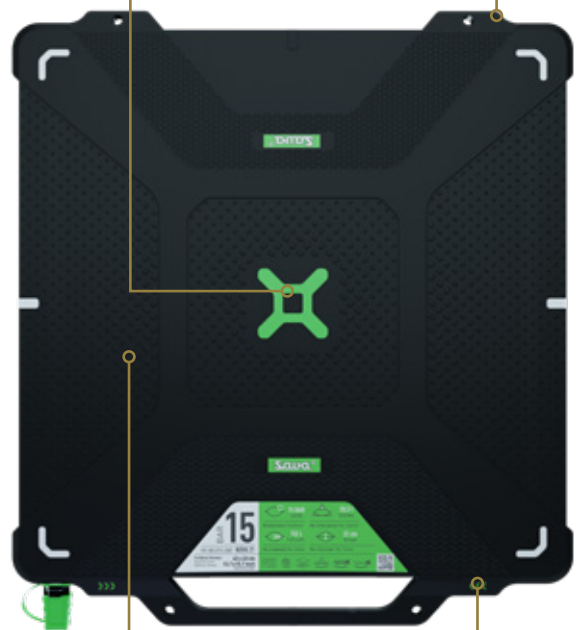


Reflective markings

Flat area markings

Visible center marking with interlocking system

Cone-shaped protection edges



Better position of the inflation valve

Integrated carrying handle

Profiled surface

Lifting height marking



HIGH-PRESSURE LIFTING BAGS

VEGA 12 bar (174 psi)

1. 5.



12
BAR

Extremely durable

Lifting height marking

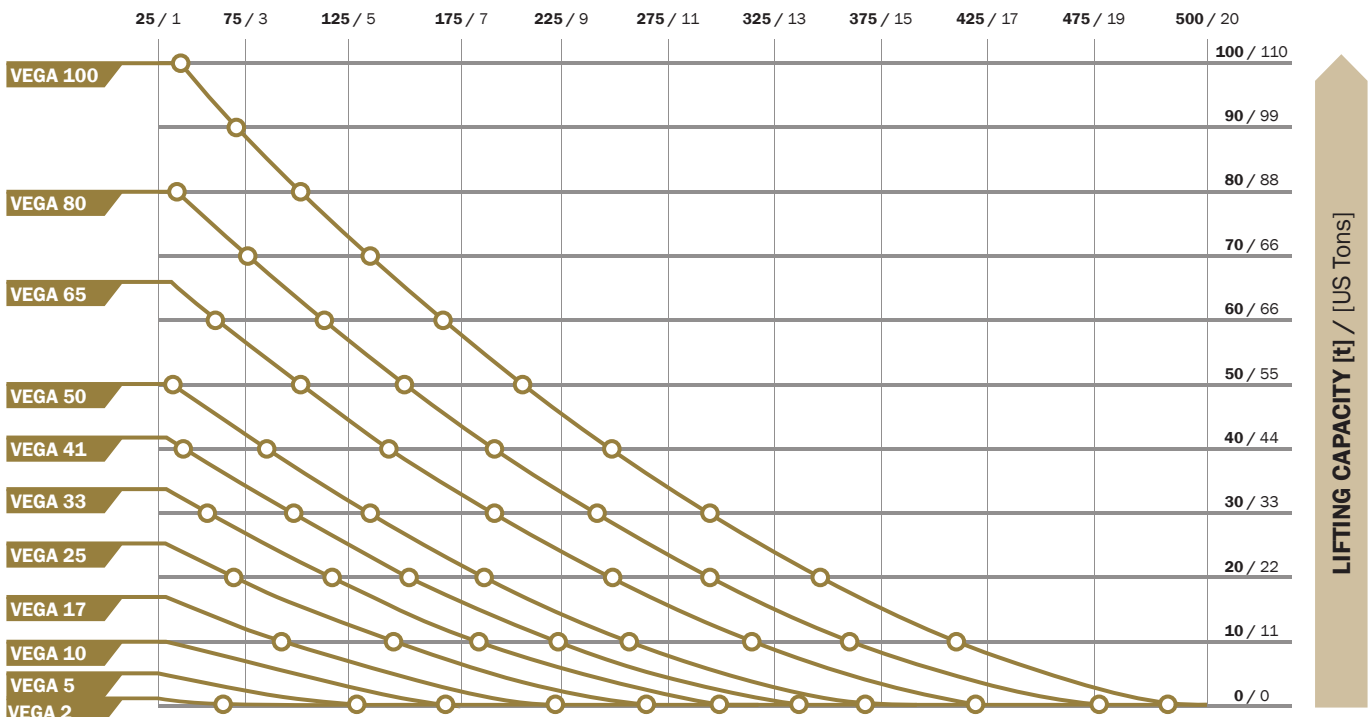
**EN 13731
NFPA 1936**

Interlocking system

TECHNICAL DATA

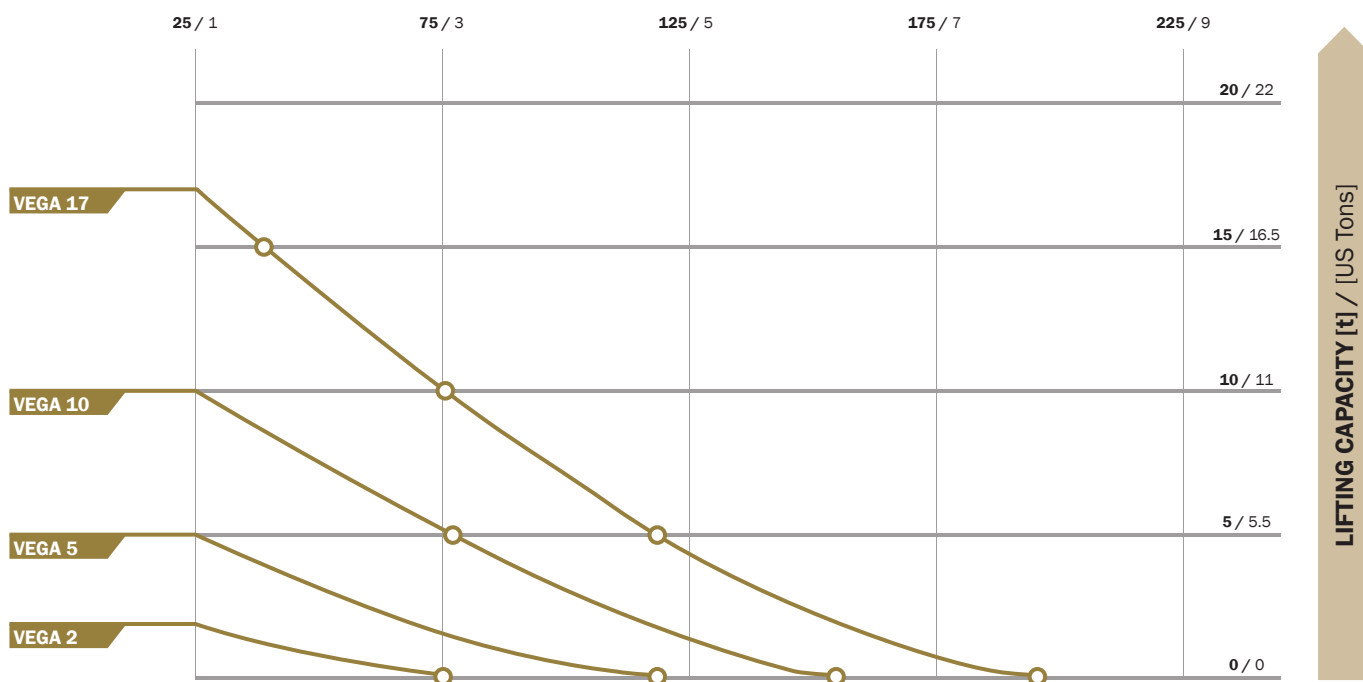
TYPE	PART NUMBER	DIMENSIONS			WEIGHT	WORKING PRESSURE	AIR REQUIREMENT	MAX. LIFTING CAPACITY	MAX. LIFTING HEIGHT
		LENGTH	WIDTH	HEIGHT					
		[cm] / [inch]	[cm] / [inch]	[cm] / [inch]					
VEGA 2	608046	15 / 6"	15 / 6"	2.2 / 0.9"	0.5 / 1.2	12 / 174	4.5 / 0.16	1.4 / 1.5	8 / 3"
VEGA 5	608047	23.5 / 9.2"	23.5 / 9.2"	2.2 / 0.9"	1.2 / 3	12 / 174	22.4 / 0.79	4.9 / 5.4	13 / 4.9"
VEGA 10	608049	32 / 12.6"	32 / 12.6"	2.5 / 1"	2.5 / 5.5	12 / 174	63.4 / 2.24	10.1 / 11.1	17 / 6.9"
VEGA 17	608050	40 / 15.7"	40 / 15.7"	2.5 / 1"	4 / 8.8	12 / 174	131.7 / 4.65	16.7 / 18.4	22 / 8.5"
VEGA 25	608051	48 / 18.9"	48 / 18.9"	2.5 / 1"	5.7 / 12.6	12 / 174	236 / 8.33	25.1 / 27.6	26 / 10.4"
VEGA 33	608052	55 / 22"	55 / 22"	2.5 / 1"	7.5 / 16.5	12 / 174	365 / 12.89	33.2 / 36.5	30 / 11.9"
VEGA 41	608053	61 / 24"	61 / 24"	2.5 / 1"	9.3 / 20.5	12 / 174	681 / 24.05	41.2 / 45.3	34 / 13.2"
VEGA 50	608054	67 / 26.4"	67 / 26.4"	2.5 / 1"	11.2 / 24.7	12 / 174	897 / 31.68	50.2 / 55.2	37 / 14.4"
VEGA 65	608055	76 / 30"	76 / 30"	2.7 / 1.1"	15.5 / 34.2	12 / 174	1010 / 35.67	65.2 / 71.7	41 / 16.3"
VEGA 80	608056	84 / 33"	84 / 33"	2.7 / 1.1"	19 / 41.9	12 / 174	1381 / 48.77	80.2 / 88.2	46 / 17.9"
VEGA 100	608057	93 / 36.5"	93 / 36.5"	2.7 / 1.1"	23.3 / 51.4	12 / 174	1895 / 66.92	100.2 / 110.2	51 / 20.1"

LIFTING HEIGHT [mm] / [inch]





LIFTING HEIGHT [mm] / [inch]



INFLATION HOSES



TYPE	5 m (16')	10 m (33')
	0.8 kg (1.8 lbs)	1.4 kg (3 lbs)
RED	611187	611188
YELLOW	611183	611184
BLUE	611185	611186
GREY	611189	611190

CONTROLLERS VEGA & VEGA FLAT



**DOUBLE DEADMAN
CONTROLLER 2 EXP 12**
12 bar (174 psi)
3.0 kg (6.6 lbs)
609798



**TRIPPLE DEADMAN
CONTROLLER 3 EXP 12**
12 bar (174 psi)
4.0 kg (8.8 lbs)
609802

OTHER ACCESSORIES



PRESSURE REDUCER
12 bar (174 psi)
300 bar (4350 psi)
2.2 kg (4.9 lbs)
EN - 615148
CGA - 615246



**PROTECTIVE
CASE FOR EXP
CONTROLLERS**
1.2 kg (2.6 lbs)
613218



HIGH-PRESSURE LIFTING BAGS

VEGA FLAT 12 bar (174 psi)

1. 5.



12
FLAT



Stackable
up to 3 bags

Superb
stability

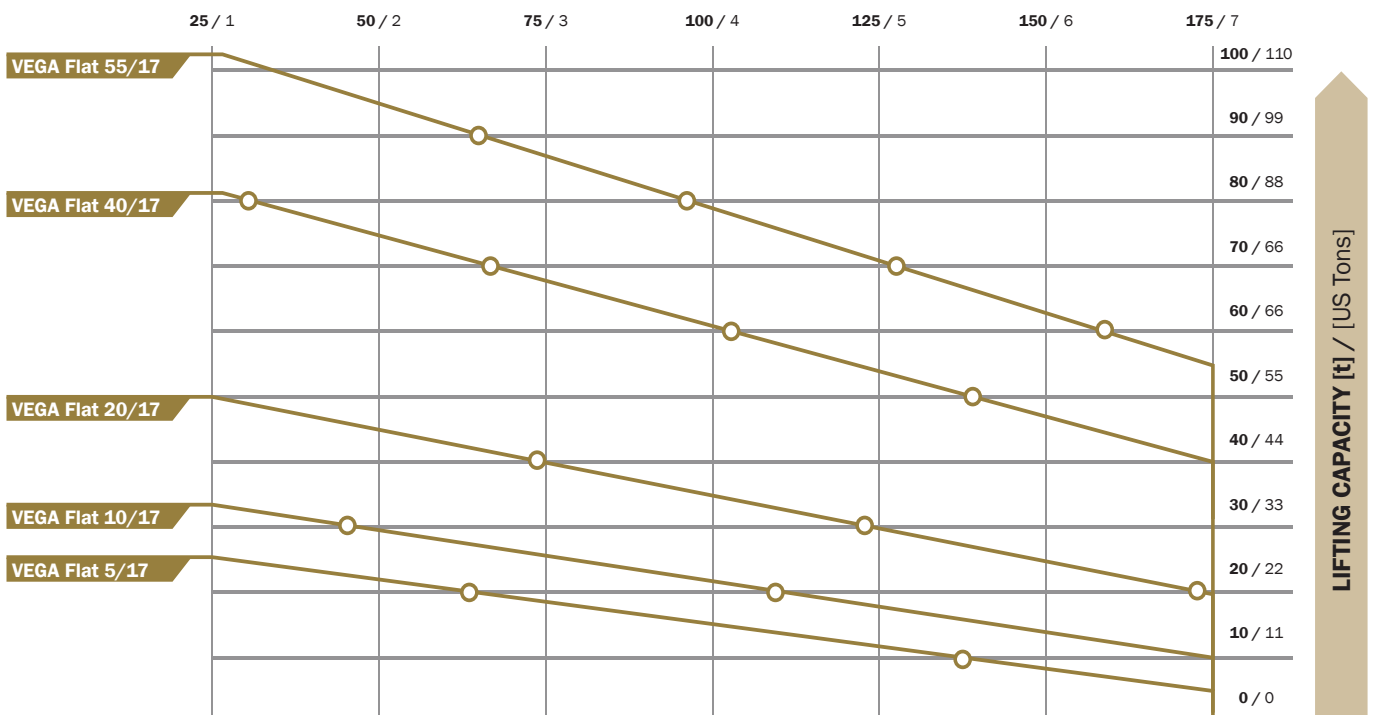
EN 13731
NFPA 1936

Interlocking
system

TECHNICAL DATA

TYPE	PART NUMBER	DIMENSIONS			WEIGHT	WORKING PRESSURE	AIR REQUIREMENT	MAX. LIFTING CAPACITY	MAX. LIFTING HEIGHT	MAX. LIFTING CAPACITY AT MAX. LIFTING HEIGHT
		LENGTH	WIDTH	HEIGHT						
		[cm] / [inch]	[cm] / [inch]	[cm] / [inch]						
VEGA Flat 5/17	616671	48 / 18.9"	48 / 18.9"	2.5 / 1"	6.6 / 14.6	12 / 174	236 / 8.33	24.7 / 27.2	17 / 6.7"	5.0 / 5.5
VEGA Flat 10/17	616672	55 / 21.6"	55 / 21.6"	2.5 / 1"	8.6 / 19.0	12 / 174	365 / 12.89	33.2 / 36.5	17 / 6.7"	10.0 / 11.0
VEGA Flat 20/17	616673	67 / 26.4"	67 / 26.4"	2.5 / 1"	12.3 / 27.1	12 / 174	897 / 31.68	50.2 / 55.2	17 / 6.7"	20.0 / 22.0
VEGA Flat 40/17	616674	84 / 33"	84 / 33"	2.7 / 1.1"	21.1 / 46.5	12 / 174	1381 / 48.77	80.2 / 88.2	17 / 6.7"	40.0 / 44.0
VEGA Flat 55/17	616675	93 / 36.5"	93 / 36.5"	2.7 / 1.1"	27.5 / 60.6	12 / 174	1895 / 66.92	100.2 / 110.2	17 / 6.7"	55.0 / 60.5

LIFTING HEIGHT [mm] / [inch]





15
BAR



Extremely durable

Lifting height marking

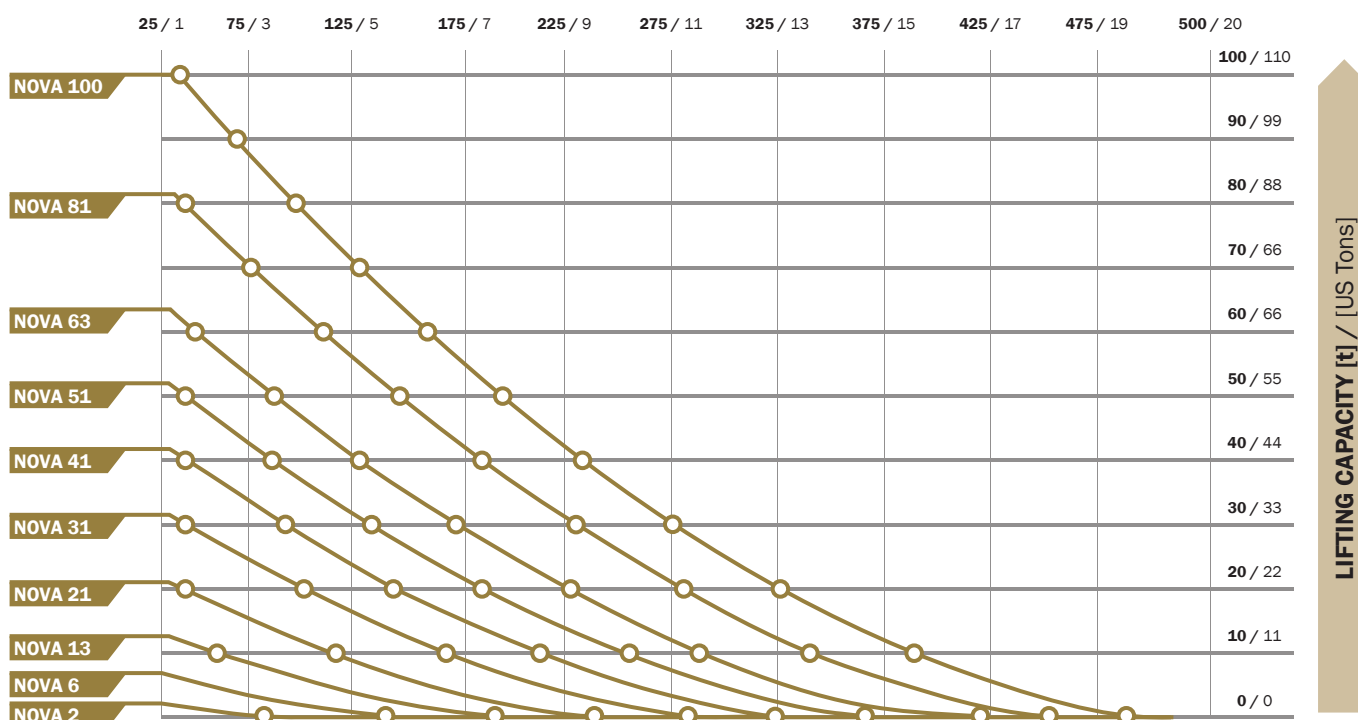
**EN 13731
NFPA 1936**

Interlocking system

TECHNICAL DATA

TYPE	PART NUMBER	DIMENSIONS			WEIGHT	WORKING PRESSURE	AIR REQUIREMENT	MAX. LIFTING CAPACITY	MAX. LIFTING HEIGHT
		LENGTH	WIDTH	HEIGHT					
		[cm] / [inch]	[cm] / [inch]	[cm] / [inch]					
NOVA 2	608061	15 / 6"	15 / 6"	2.2 / 0.9"	0.5 / 1.2	15 / 218	5.2 / 0.18	1.7 / 1.9	8 / 3"
NOVA 6	608062	23.5 / 9.2"	23.5 / 9.2"	2.2 / 0.9"	1.2 / 3	15 / 218	25.8 / 0.91	6.2 / 6.8	13 / 4.9"
NOVA 13	608063	32 / 12.6"	32 / 12.6"	2.5 / 1"	2.5 / 5.5	15 / 218	73.2 / 2.59	12.3 / 13.5	17 / 6.9"
NOVA 21	608064	40 / 15.7"	40 / 15.7"	2.5 / 1"	4 / 8.8	15 / 218	152 / 5.37	20.5 / 22.6	22 / 8.5"
NOVA 31	608065	48 / 18.9"	48 / 18.9"	2.5 / 1"	5.7 / 12.6	15 / 218	273.4 / 9.66	31.2 / 34.3	26 / 10.4"
NOVA 41	608066	55 / 22"	55 / 22"	2.5 / 1"	7.5 / 16.5	15 / 218	422 / 14.9	41.3 / 45.4	30 / 11.9"
NOVA 51	608067	61 / 24"	61 / 24"	2.5 / 1"	9.3 / 20.5	15 / 218	585 / 20.66	51.4 / 56.5	34 / 13.2"
NOVA 63	608068	67 / 26.4"	67 / 26.4"	2.5 / 1"	11.2 / 24.7	15 / 218	786 / 27.76	63.2 / 69.5	37 / 14.4"
NOVA 81	608069	76 / 30"	76 / 30"	2.7 / 1.1"	15.5 / 34.2	15 / 218	1167 / 41.21	81.5 / 89.7	41 / 16.3"
NOVA 100	608070	84 / 33"	84 / 33"	2.7 / 1.1"	19 / 41.9	15 / 218	1595 / 56.33	100.3 / 110.3	46 / 17.9"

LIFTING HEIGHT [mm] / [inch]

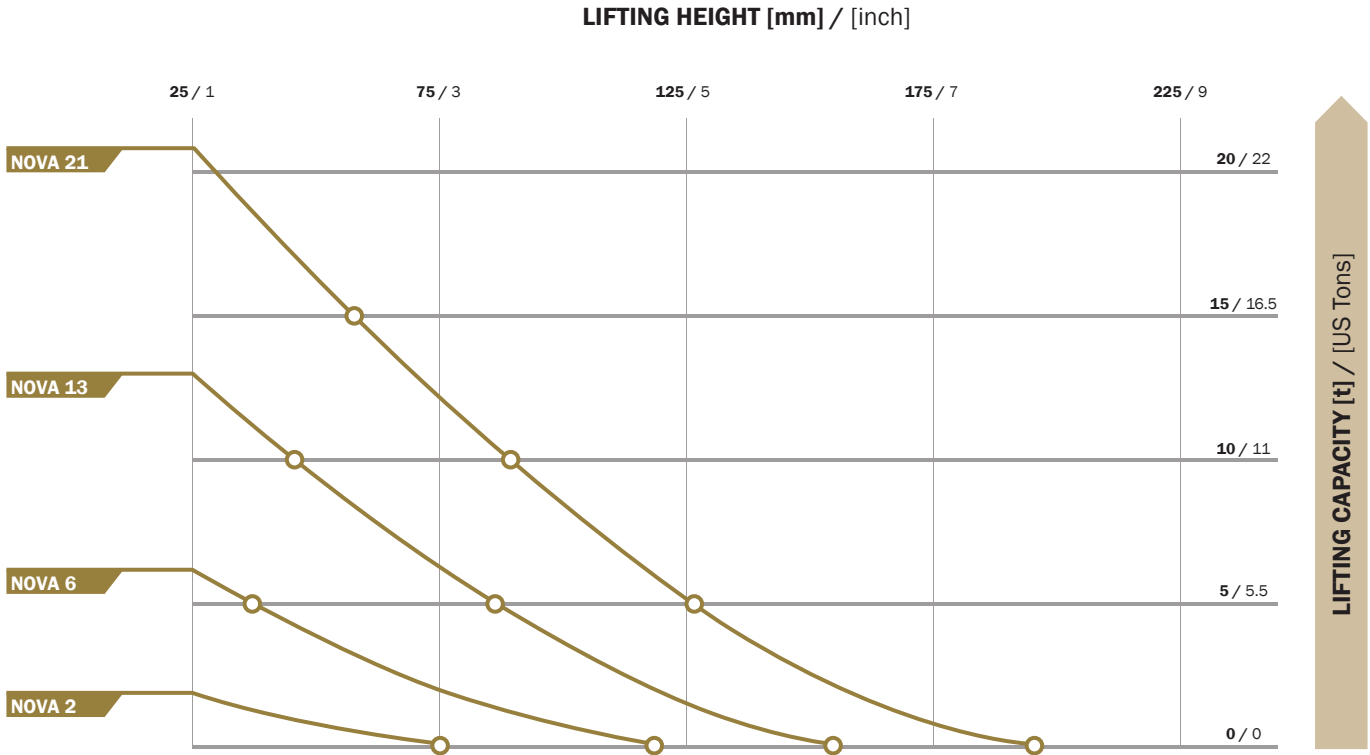




HIGH-PRESSURE LIFTING BAGS

NOVA 15 bar (218 psi)

1. 5.



RUBBER INFLATION HOSES



TYPE	5 m (16')	10 m (33')
RED	1.5 kg (3.3 lbs)	3 kg (6.6 lbs)
YELLOW	611195	611197
BLUE	611191	611192
GREY	611193	611194
	611198	611199

CONTROLLERS



**DOUBLE DEADMAN
CONTROLLER 2 EXP 15**
15 bar (218 psi)
3.0 kg (6.6 lbs)
609799



**PROTECTIVE
CASE FOR EXP
CONTROLLERS**
1.2 kg (2.6 lbs)
613218

OTHER ACCESSORIES



PRESSURE REDUCER
15 bar (174 psi)
300 bar (4350 psi)
2.2 kg (4.9 lbs)
EN - 609794
CGA - 615247

1. 6.

ACCESSORIES

APPLICABLE
FOR ALL
LIFTING
BAGS

Inflation accessories have been designed for precision control, high reliability and long life. They are used with all of our lifting bags – from the source of air to controllers.



COMPRESSED AIR CYLINDER
300 bar (4350 psi),
6l (366 cu.in.)
9.0 kg (20 lbs)
528746



CARRY-ON VALISE FOR COMPRESSED AIR CYLINDER
0.1 kg (2.2 lbs)
519811



UNIVERSAL CONNECTOR KIT
0.2 kg (0.44 lbs)
519809



TRUCK TYRE VALVE CONNECTION
0.1 kg (2.2 lbs)
519806



TRUCK TYRE VALVE
0.05 kg (0.11 lbs)
519805



COMPRESSED AIR MAINS
0.05 kg (0.11 lbs)
519808



TRUCK TYRE INFLATOR ADAPTER
0.05 kg (0.11 lbs)
519807



DUAL CONNECTOR FOR COMPRESSED AIR CYLINDERS
1.0 kg (2.2 lbs)
529383



TRIPLE CONNECTOR FOR COMPRESSED AIR CYLINDERS
1.2 kg (2.6 lbs)
529384



TRUCK COMPRESSED AIR CONNECTION
0.4 kg (0.88 lbs)
529005



TRUCK COMPRESSED AIR CONNECTION-BLIND COUPLING
0.5 kg (1.1 lbs)
529006



ADAPTER FOR CONSTRUCTION SITE COMPRESSOR
0.2 kg (0.44 lbs)
529704



SAFETY CARRIER RACK-TWO CYLINDER
6l (366 cu.in.)
MODUL-TROLLEY SYSTEM
3.0 kg (6.6 lbs)
542868



SAFETY CARRIER RACK-FOUR CYLINDER
6l (366 cu.in.)
MODUL-TROLLEY SYSTEM
5.0 kg (11 lbs)
542872



LOADING PLATES
LOAD PLATE # 350 556308
3.5 kg (7.7 lbs)
LOAD PLATE # 420 556309
5.0 kg (11 lbs)
LOAD PLATE # 520 556310
7.5 kg (16.5 lbs)
LOAD PLATE # 670 556311
13.0 kg (29 lbs)

All above accessories are suitable for EU market, US versions available upon request.

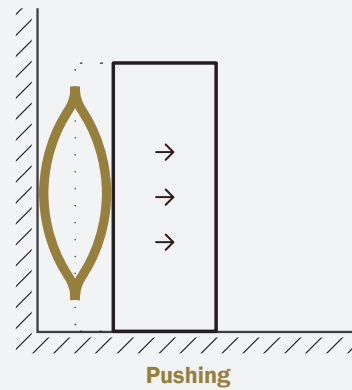
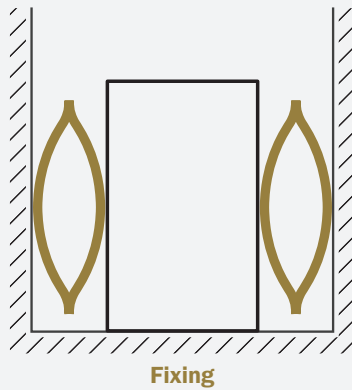
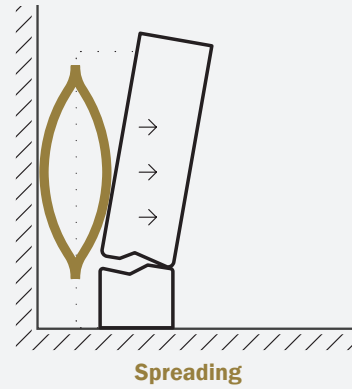
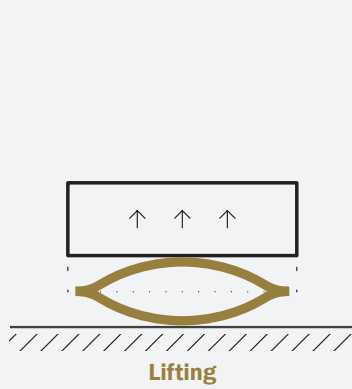
Conventional and flat lifting bags are intended for lifting, lowering, positioning, spreading, pushing and moving of loads weighing up to 88,000 kg. They are mainly used in rescue operations and industrial lifting.



**FOLLOW
USER MANUAL**

Inflation with compressed air

Inflation with water



IMPORTANT

Non-compliance with the instructions can result in various injuries. Carefully read the instructions for operation before using the lifting bag.



www.trelleborg.com/en/seals-and-profiles/products-and-solutions/rescue-products-and-haz-mat/manuals

1. 7.

APPLICATION OF LIFTING BAGS - Photo gallery



Road assistance



Spreading



Rerailing



Earthquake recovery



Vehicle uprighting



Object moving



FLAT+ BAGS

FLAT BAGS

Conventional bags

**STACK 3 BAGS
ON TOP OF EACH OTHER**

**STACK 3 BAGS
ON TOP OF EACH OTHER**

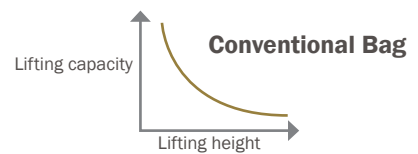
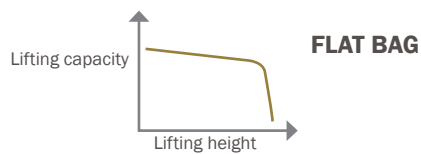
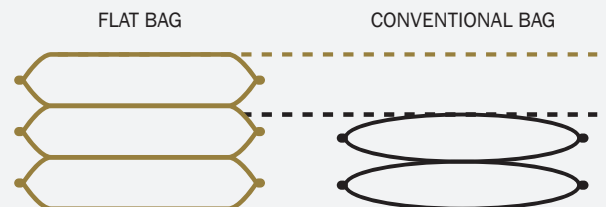
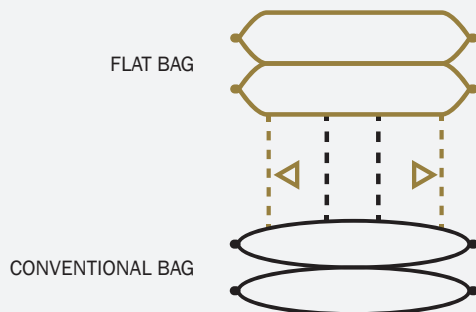
**STACK 2 BAGS
ON TOP OF EACH OTHER**



ADVANTAGES OF FLAT BAGS


GREATER CONTACT SURFACE AND STABILITY

INCREASED HEIGHT



The unique advantage of Sava FLAT BAGS is their ability to maintain their flat form throughout the entire inflation process, thus improving the stability of the lift.

Sealing products



FOLLOW
USER MANUAL



WEAR PERSONAL
PROTECTIVE EQUIPMENT

2.0.

SEALING PRODUCTS - Photo gallery



Blocking



Drainage



Joint sealing



Emergency sealing



Tank sealing



Pipe sealing

2.1.

INFLATABLE PIPE PLUGS



1 bar (22 psi); 2.5 bar (36 psi)
TYPE 26

Inflatable pipe plugs reinforced with Aramid cord are noted for a wide application range. They can be used in different situations, where a pipe needs to be blocked or a bypass made.



Flexible design

Aramid cord reinforced

Superior grip surface

A wide range of applications

ACCESSORIES



POLY LIFT HOSE
10 m (33')
1 bar (14.5 psi)
2.5 bar (36 psi)
2.0 kg (4.4 lbs)
615288

POLY LIFT HOSE
10 m (33')
1.5 bar (22 psi)
2.0 kg (4.4 lbs)
615291



INFLATION HOSE
10 m (33')
1 bar (14.5 psi)
2.5 bar (36 psi)
2.0 kg (4.4 lbs)
614341

INFLATION HOSE
10 m (33')
1.5 bar (22 psi)
2.0 kg (4.4 lbs)
615285



SINGLE FITTING CONTROLLER
2.5 bar (36 psi)
0.9 kg (2 lbs)
60310

SINGLE FITTING CONTROLLER
1.5 bar (22 psi)
0.9 kg (2 lbs)
529663

SINGLE FITTING CONTROLLER
1.0 bar (14.5 psi)
0.9 kg (2 lbs)
74653

BACK PRESSURE MEASURED IN A DRY IRON PIPE (bar/psi)

SIZE	PIPE DIAMETER [mm] / [inch]																				
	40 / 1.5	70 / 2.8	100 / 4	150 / 6	200 / 8	250 / 10	300 / 12	350 / 14	400 / 16	500 / 20	600 / 24	800 / 32	1000 / 40	1200 / 48	1300 / 51	1400 / 55	1500 / 60	1600 / 63	1700 / 67	1800 / 72	
40-70	2.0/29	1.2/17																			
70-150		2.2/32	1.7/24.5	1.3/19																	
100-200			2.2/32	1.7/24.5	1.3/19																
150-200				2.0/29	1.5/22																
150-300				2.2/32	2.0/29	1.4/20	1.2 / 17														
200-400					2.2/32	2.0/29	1.7/24.5	1.5/22	1.2/17												
300-525							2.0 / 29	1.7/24.5	1.5/22	1.2/17											
350-600								2.1/30.5	1.9/27.5	1.6/23	1.3 / 19										
375-750									2.0/29	1.7/24.5	1.4/20										
500-800										1.8/26	1.4/20	1.1/16									
500-1000										1.0/15	0.8/11.5	0.6/8.7	0.5/7.2								
600-1200											1.0/15	0.7/10	0.6/8.7	0.5/7.2							
750-1500												1.0/15	0.9/13	0.7/10	0.6/8.7	0.5/7.2	0.4/5.8				
800-1800													1.0/15	1.0/15	0.8/11.5	0.7/10	0.6/8.7	0.5/7.2	0.5/7.2	0.4/5.8	0.4/5.8



1.5 bar (22 psi)
TYPE 14

INFLATABLE PIPE PLUGS

2.1.

TECHNICAL DATA: PLUGY (BLOCKING PLUGS)

TYPE	PART NUMBER	SIZE USAGE RANGE		WEIGHT	WORKING PRESSURE	DEFLATED PLUG DIMENSIONS		EYE BOLT M THREAD	INFLATION VALVE
		MIN. DIAMETER	MAX. DIAMETER			DIAMETER	LENGTH		
		[mm] / [inch]	[mm] / [inch]			[kg] / [lbs]	[bar] / [psi]		[mm] / [inch]
PLUGY 40-70	519423	40 / 1.5"	70 / 2.8"	0.3 / 0.7	2.5 / 36	35 / 1.4"	195 / 7.7"	/	R 1/4"
PLUGY 70-150	519424	70 / 2.8"	150 / 6"	0.6 / 1.3	2.5 / 36	68 / 2.7"	335 / 13"	/	R 1/4"
PLUGY 100-200	60417	100 / 4"	200 / 8"	1.1 / 2.4	2.5 / 36	92 / 3.6"	535 / 21"	6	R 1/4"
PLUGY 150-200	526850	150 / 6"	200 / 8"	1.8 / 4	2.5 / 36	142 / 5.6"	385 / 15"	8	R 1/4"
PLUGY 150-300	60418	150 / 6"	300 / 12"	1.9 / 4	2.5 / 36	142 / 5.6"	575 / 23"	8	R 1/4"
PLUGY 200-400	60419	200 / 8"	400 / 16"	3.0 / 7	2.5 / 36	192 / 7.6"	635 / 25"	8	R 1/4"
PLUGY 300-525	60599	300 / 12"	525 / 21"	6.0 / 14	2.5 / 36	272 / 10.7"	675 / 27"	8	R 1/4"
PLUGY 350-600	60422	350 / 14"	600 / 24"	8.4 / 19	2.5 / 36	322 / 12.7"	865 / 34"	10	R 1/4"
PLUGY 375-750	60606	375 / 16"	750 / 30"	10.9 / 24	2.5 / 36	342 / 13.5"	1085 / 43"	10	R 1/4"
PLUGY 500-800	60453	500 / 20"	800 / 32"	17.3 / 39	2.5 / 36	472 / 18.6"	1185 / 47"	10	R 1/4"
PLUGY 500-1000	530301	500 / 20"	1000 / 40"	17.3 / 39	1.5 / 22	472 / 18.6"	1185 / 47"	10	R 1/4"
PLUGY 600-1200	530302	600 / 24"	1200 / 48"	39.0 / 86	1.5 / 22	574 / 22.6"	1500 / 60"	10	2 × R 3/8"
PLUGY 750-1500	78959	750 / 30"	1500 / 60"	65.0 / 143	1.0 / 15	600 / 23.6"	2300 / 91"	10	2 × R 1/4"
PLUGY 800-1800	535881	800 / 32"	1800 / 72"	105.0 / 231	1.0 / 15	600 / 23.6"	2960 / 117"	10	2 × R 1/4"

TECHNICAL DATA: PLUGSY (BYPASS PLUGS)

TYPE	PART NUMBER	SIZE USAGE RANGE		WEIGHT	WORKING PRESSURE	DEFLATED PLUG DIMENSIONS		EYE BOLT M THREAD	INFLATION VALVE	BYPASS DIAMETER
		MIN. DIAMETER	MAX. DIAMETER			DIAMETER	LENGTH			
		[mm] / [inch]	[mm] / [inch]			[kg] / [lbs]	[bar] / [psi]		[mm] / [inch]	[mm] / [inch]
PLUGSY 70-150	526849	70 / 3"	150 / 6"	1.7 / 3.7"	2.5 / 36	68 / 2.7"	350 / 14"	/	R 1/8"	1/2"
PLUGSY 100-200	60429	100 / 4"	200 / 8"	2.6 / 5.8"	2.5 / 36	92 / 3.6"	550 / 22"	6	R 1/4"	1"
PLUGSY 150-200	526851	150 / 6"	200 / 8"	3.2 / 7.1"	2.5 / 36	142 / 5.6"	420 / 17"	8	R 1/4"	1"
PLUGSY 150-300	60432	150 / 6"	300 / 12"	4.4 / 10"	2.5 / 36	142 / 5.6"	590 / 23"	8	R 1/4"	1"
PLUGSY 200-400	60434	200 / 8"	400 / 16"	6.3 / 14"	2.5 / 36	192 / 7.6"	635 / 25"	8	R 1/4"	2"
PLUGSY 300-525	60630	300 / 12"	525 / 21"	11.9 / 26"	2.5 / 36	272 / 10.7"	675 / 27"	8	R 1/4"	2"
PLUGSY 350-600	60440	350 / 14"	600 / 24"	16.6 / 37"	2.5 / 36	322 / 12.7"	865 / 34"	10	R 1/4"	2"
PLUGSY 375-750	60632	375 / 15"	750 / 30"	19.7 / 43"	2.5 / 36	342 / 13.5"	1085 / 43"	10	R 1/4"	2"
PLUGSY 500-800	60454	500 / 20"	800 / 32"	31.3 / 69"	2.5 / 36	472 / 18.6"	1185 / 47"	10	R 1/4"	2"
PLUGSY 500-1000	530303	500 / 20"	1000 / 40"	31.3 / 69"	1.5 / 22	472 / 18.6"	1185 / 47"	10	R 1/4"	2"
PLUGSY 600-1200	530304	600 / 24"	1200 / 48"	46.0 / 101"	1.5 / 22	574 / 22.6"	1500 / 60"	10	2 × R 3/8"	4"
PLUGSY 750-1500	78960	750 / 30"	1500 / 60"	75.0 / 165"	1.0 / 15	600 / 23.6"	2300 / 91"	10	2 × R 1/4"	4"
PLUGSY 800-1800	535882	800 / 32"	1800 / 72"	117.0 / 258"	1.0 / 15	600 / 23.6"	2960 / 117"	10	2 × R 1/4"	4"

The storm-drain sealing set is used to quickly seal roadside storm-drains in the event of chemical spill and to keep contaminants out of drainage system. Used as a standard equipment by first response units.


Quick inflation

Easy positioning

High resistance to chemicals

Used by first response units

GULLY SET 100-150



PART NUMBER	DESCRIPTION	QUANTITY [pc]
528571	Gully plug 100-150 2.5 bar (36 psi) with inflation hose 2.5 m (8') and rope 2.5 m (8')	4
528875	Foot pump with safety valve 2.5 bar (36 psi), 3.0 kg (6.6 lbs)	1
528744	Positioning rod, 1.5 m (5') 3-part, 2.2 kg (5 lbs)	1
528871	Portable case Type 2 609 × 409 × 140 mm (24" × 16" × 5,5"), 3.5 kg (7.7 lbs)	1

GULLY SEALING SET

2. 2.

GULLY SET 300-500



PART NUMBER	DESCRIPTION	QUANTITY [pc]
528157	Gully plug 300-500 0.5 bar (7.3 psi) with inflation hose 2 m (6.6') and rope 2 m (6.6')	1
529385	Inflation and safety device with finger-tight connector, pressure reducer, safety valve 0.5 bar (7.3 psi), pressure gauge and safety coupling, 1.0 kg (2.2 lbs)	1
523002	Compressed air cylinder 200 bar (2900 psi), 1l (61 cu.in.), 1.9 kg (4 lbs)	1
528871	Portable case Type 2 609 × 409 × 140 mm (24" × 16" × 5,5"), 3.5 kg (7.7 lbs)	1

TECHNICAL DATA

TYPE	PART NUMBER	SIZE USAGE RANGE		WEIGHT	WORKING PRESSURE	DEFLATED PLUG DIMENSIONS		RUBBER BODY	INFLATION VALVE
		MIN. DIAMETER	MAX. DIAMETER			LENGTH	LENGTH		
		[mm] / [inch]	[mm] / [inch]				[kg] / [lbs]	[bar] / [psi]	[mm] / [inch]
GULLY 100-150	528571	100 / 4"	150 / 6"	0.5 / 1	2.5 / 36	86 / 3.4"	200 / 8"	165 / 7"	R 1/4"
GULLY 300-500	528157	300 / 12"	500 / 20"	3.8 / 8	0.5 / 7.3	274 / 11"	385 / 15"	350 / 14"	R 1/4"

2. 3.

LEAK SEALING LANCE SET



TYPE 14

The leak sealing lance set can seal holes at a distance with a remote placement and inflation lance. Sealing wedges work well in quick sealing of tanks that have been punctured by a fork-lift blade. Sealing cones work well in sealing of round hole punctures.

Easy handling

Quick sealing

Low air requirement

Superior grip surface

LEAK SEALING LANCE SET

PART NUMBER	DESCRIPTION	QUANTITY [pc]
528386	Wedge-shaped sealing bag type 1	1
528387	Wedge-shaped sealing bag type 2	1
528388	Wedge-shaped sealing bag type 3	1
528389	Cone-shaped sealing bag	1
528618	Push and inflation rod, 35 cm (14"), chain, deflation nipple, 0.5 kg (1.1 lbs)	1
528619	Push and inflation rod, 35 cm (14"), chain, deflation nipple	3
529510	Shut-off unit, 0.7 kg (1.5 lbs)	1
528873	Foot pump with safety valve 1.5 bar (22 psi), 2.9 kg (6.4 lbs)	1
532632	Portable case Type 1 470 × 360 × 120 mm (18,5" × 14" × 5"), 1.7 kg (3.7 lbs)	1
529087	Splash disc, 0.4 kg (0.88 lbs)	1

TECHNICAL DATA

TYPE	PART NUMBER	SIZE USAGE RANGE		WEIGHT	WORKING PRESSURE	DEFLATED PLUG DIMENSIONS			INFLATION VALVE
		HEIGHT	WIDTH			LENGTH	WIDTH	HEIGHT	
		[mm] / [inch]	[mm] / [inch]			[mm] / [inch]	[mm] / [inch]	[mm] / [inch]	
WEDGE-SHAPED SEALING BAG TYPE 1	528386	15-45 / 0.6"-1.8"	60-80 / 2.4"-3"	0.3 / 0.7	1.5 / 22	230 / 9"	60 / 2.4"	50 / 2"	R 1/4"
WEDGE-SHAPED SEALING BAG TYPE 2	528387	15-45 / 0.6"-2.8"	80-110 / 3"-4"	0.4 / 0.9	1.5 / 22	230 / 9"	80 / 3"	55 / 2.2"	R 1/4"
WEDGE-SHAPED SEALING BAG TYPE 3	528388	30-60 / 1.2"-2.4"	110-170 / 4"-7"	0.5 / 1.1	1.5 / 22	230 / 9"	110 / 4"	70 / 3"	R 1/4"
CONE-SHAPED SEALING BAG	528389	Ø 30-90 / Ø 1.2"-3.5"		0.3 / 0.7	1.5 / 22	230 / 9"	Ø 65 / Ø 2.6"	Ø 7 / Ø 0.3"	R 1/4"



The pipe plug kit consists of oil-resistant plugs with electrostatic and spark resistant accessories. It is used by first response units for sealing pipes of different sizes or other round holes in tanks, barrels, etc.

Oil-resistant plugs	Electrostatic and spark protected parts	Corrosion-resistant parts	Used by first response units
----------------------------	--	----------------------------------	-------------------------------------

PIPE PLUG KIT



2. 4.

PIPE PLUG KIT

THE PIPE PLUG KIT CONSISTS OF:

PART NUMBER	DESCRIPTION	QUANTITY [pc]
542488	Elliptical Plugy G1 50-80 C	1
542489	Elliptical Plugy G2 80-130 C	1
542490	Elliptical Plugy G3 100-160 C	1
523289	Pneumatic plug type Z1 C	1
523290	Pneumatic plug type Z1 1/2 C	1
523292	Pneumatic plug type Z2/3 C	1
523294	Pneumatic plug type Z3/4 C	1
523296	Pneumatic plug type Z4/6 C	1
523302	Pneumatic plug type S2 C	1
523304	Pneumatic plug type S3/4 C	1
523307	Pneumatic plug type S4/6 C	1
541951	Tyre valve extension hose 1 m (3'), 0.1 kg (0.22 lbs)	2
551285	Inflation hose 3 m (10'), antistatic, 0.3 kg (0.66 lbs)	1
541957	Static discharge kit, 0.5 kg (0.11 lbs)	1
541960	Hand pump - mini, 0.2 kg (0.44 lbs)	1
541952	Shut-off valve R 1/8", 0.3 kg (0.66 lbs)	1
541953	Shut-off valve R 1/2", 0.3 kg (0.66 lbs)	1
541958	Bag of corks, 0.03 kg (0.066 lbs)	1
580018	Controlling pressure gauge - up to 3 bar (44 psi), 0.2 kg (0.44 lbs)	1
542217	Portable case type 3, 609 × 409 × 140 mm (24" × 16" × 5.5") with foam, 4.0 kg (8.8 lbs)	1

TECHNICAL DATA

TYPE	PART NUMBER	SIZE USAGE RANGE		WEIGHT	WORKING PRESSURE	DEFLATED PLUG DIMENSIONS		INFLATION VALVE	BYPASS DIAMETER
		MIN. DIAMETER	MAX. DIAMETER			DIAMETER	TOTAL LENGTH		
		[mm] / [inch]	[mm] / [inch]						
ELLIPTICAL PLUGY G1 50-80 C	542488	45 / 2"	80 / 3"	0.3 / 0.7	3 / 44	45 / 2"	280 / 11"	R 1/4"	/
ELLIPTICAL PLUGY G2 80-130 C	542489	75 / 3"	130 / 5"	0.4 / 0.9	2.5 / 36	76 / 3"	360 / 14"	R 1/4"	/
ELLIPTICAL PLUGY G3 100-160 C	542490	100 / 4"	160 / 6"	0.6 / 1.3	2 / 29	98 / 4"	420 / 17"	R 3/8"	/
PNEUMATIC PLUG TYPE Z1 C	523289	20 / 1"	30 / 1"	0.01 / 0.02	2.5 / 36	19 / 1"	65 / 3"	R 1/8"	/
PNEUMATIC PLUG TYPE Z1 1/2 C	523290	33 / 1"	40 / 2"	0.1 / 0.2	2.5 / 36	32 / 1"	70 / 3"	R 1/4"	/
PNEUMATIC PLUG TYPE Z2/3 C	523292	50 / 2"	75 / 3"	0.1 / 0.2	2.5 / 36	45 / 2"	80 / 3"	R 1/4"	/
PNEUMATIC PLUG TYPE Z3/4 C	523294	75 / 3"	100 / 4"	0.3 / 0.7	2.5 / 36	70 / 3"	100 / 4"	R 1/4"	/
PNEUMATIC PLUG TYPE Z4/6 C	523296	100 / 4"	150 / 6"	0.5 / 1.1	2.5 / 36	85 / 4"	165 / 7"	R 1/4"	/
PNEUMATIC PLUG TYPE S2 C	523302	50 / 2"		0.2 / 0.4	2.5 / 36	45 / 2"	80 / 3"	R 1/8"	1/8"
PNEUMATIC PLUG TYPE S3/4 C	523304	75 / 3"	100 / 4"	0.4 / 0.9	2.5 / 36	70 / 3"	100 / 4"	R 1/8"	1/2"
PNEUMATIC PLUG TYPE S4/6 C	523307	100 / 4"	150 / 6"	0.7 / 1.5	2.5 / 36	85 / 4"	165 / 7"	R 1/8"	1/2"



TYPE 14

MINI LEAK SEALING BAGS

2. 5.



Mini leak sealing bags are used for sealing leaks in small tanks and barrels. Simply strap the bag to the container or pipe and inflate to initiate a seal.

Flexible design


Easy positioning

Used by first response unit

Low air requirement

MINI LEAK SEALING BAGS SET

PART NUMBER	DESCRIPTION	QUANTITY [pc]
78082	Type T1	1
78096	Type T2	1
78099	Type T3	1
528873	Foot-operated pump with safety valve 1.5 bar (22 psi), 2.9 kg (6.4 lbs)	1
60167	Fastening belts, 150 cm (5') long, yellow, 0.2 kg (0.44 lbs)	2
60169	Fastening belts, 300 cm (10') long, yellow, 0.4 kg (0.88 lbs)	3
528871	Portable case Type 2 609 x 409 x 140 mm (24" x 16" x 5.5"), 3.5 kg (7.7 lbs)	1



TECHNICAL DATA

TYPE	PART NUMBER	DIMENSIONS			WEIGHT	WORKING PRESSURE	SEALING SURFACE DIMENSIONS		SEALING PRESSURE	AIR REQUIREMENT
		LENGTH	WIDTH	HEIGHT			LENGTH	WIDTH		
		[cm] / [inch]	[cm] / [inch]	[cm] / [inch]			[cm] / [inch]	[cm] / [inch]		
T1	78082	15 / 6	15 / 6	1.2 / 1	0.4 / 1	1.5 / 22	10 / 4	10 / 4	1.4 / 20	1.2 / 0.04
T2	78096	22.5 / 9	22.5 / 9	1.2 / 1	0.8 / 2	1.5 / 22	17.5 / 7	17.5 / 7	1.4 / 20	4.5 / 0.2
T3	78099	30 / 12	30 / 12	1.2 / 1	1.4 / 3	1.5 / 22	25 / 10	25 / 10	1.4 / 20	10.5 / 0.4



M1, M2
TYPE 14

LARGE LEAK SEALING BAGS

2. 6.

Large leak sealing bags are used for fast and temporary leak sealing. They are used on tanks, in large pipes and containers of all shapes and sizes. They are suitable for use with majority of hazardous liquids, fuels, water, oils, etc. Strap the bag and inflate it with air. Use sealing plates and acid bags for additional protection.



Flexible design

Easy positioning

Used by first response unit

Low air requirement

M1 SET - 1.5 bar (22 psi)



THE M1 TYPE SET - WITH BELT GUIDING SLITS CONSISTS OF:

PART NUMBER	DESCRIPTION	QUANTITY [pc]
60043	Leak sealing bag, Type M1 with belt guiding slits	1
528873	Foot-operated pump with safety valve 1.5 bar (22 psi), 2.9 kg (6.4 lbs)	1
529094	Inflation hose, 10 m (33'), with chain and deflation nipple 1.4 kg (3 lbs)	1
60166	Tensioning and extension belt, 10 m (33') long, yellow, with ratchet 2.0 kg (4.4 lbs)	2
60165	Tensioning and extension belt, 10 m (33') long, orange, with ratchet, 2.1 kg (4.6 lbs)	2
524551	Sealing plate, 600 × 300 × 30 mm, (24" × 12" × 1.2") CR, 1.0 kg (2.2 lbs)	2
524552	Sealing plate, 1000 × 300 × 30 mm, (40" × 12" × 1.2") CR, 1.5 kg (3.3 lbs)	1
528304	Acid proof protection bag for M1, 0.4 kg (0.88 lbs)	1
587296	Portable case 800 × 600 × 235 mm (32" × 24" × 9"), 4.6 kg (10 lbs)	1

M1/6 SET - 6 bar (87 psi)

THE M1/6 TYPE SET - WITH BELT GUIDING SLITS CONSISTS OF:

PART NUMBER	DESCRIPTION	QUANTITY [pc]
291293	Leak sealing bag, type M1/6 with belt guiding slits	1
531542	Single controller 6 bar (87 psi), fitting, 0.9 kg (2 lbs)	1
577351	Inflation hose, 10 m (33'), blue with chain and deflation nipple, 1.4 kg (3 lbs)	1
531465 + 576563	Tensioning and extension belt (2× red+1× blue), 10 m (33') long, with ratchet, 2 kg (4.4 lbs)	2+1
528304	Acid proof protection bag for M1, 0.4 kg (0.88 lbs)	1
587296	Portable case 800 × 600 × 235 mm (32" × 24" × 9"), 4.6 kg (10 lbs)	1

M1/10 SET - 10 bar (145 psi)

THE M1/10 TYPE SET - WITH BELT GUIDING SLITS CONSISTS OF:

PART NUMBER	DESCRIPTION	QUANTITY [pc]
282293	Leak sealing bag, type M1/10 with belt guiding slits	1
531543	Single controller 10 bar (145 psi), fitting, 0.9 kg (2 lbs)	1
577351	Inflation hose, 10 m (33'), blue with chain and deflation nipple, 1.4 kg (3 lbs)	1
531465 + 576563	Tensioning and extension belt (2× red+1× blue), 10 m (33') long, with ratchet, 2 kg (4.4 lbs)	2+1
528304	Acid proof protection bag for M1/10, 0.4 kg (0.88 lbs)	1
587296	Portable case 800 × 600 × 235 mm (32" × 24" × 9"), 4.6 kg (10 lbs)	1

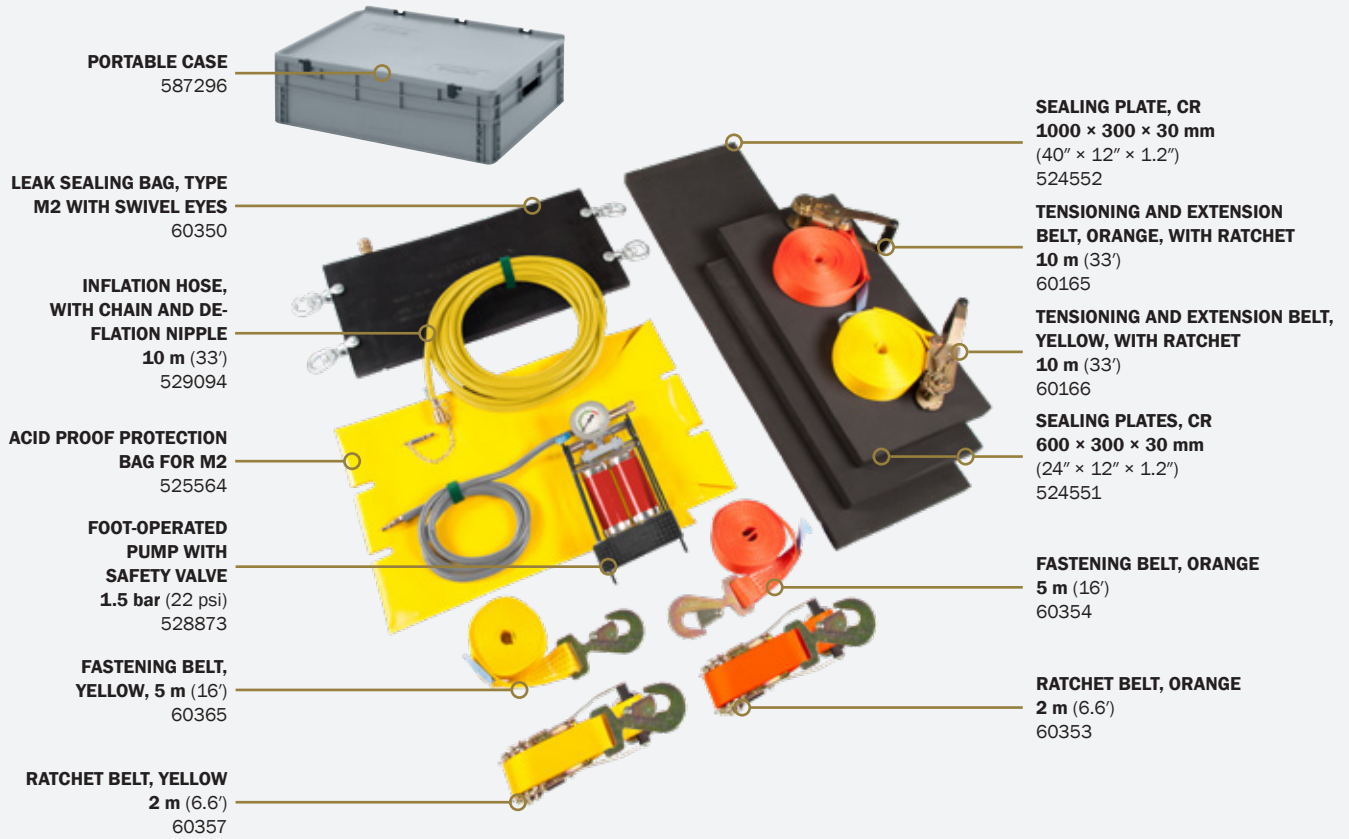
2. 6.

LARGE LEAK SEALING BAGS



M1-6, M1-10
TYPE 26

M2 SET - 1.5 bar (22 psi)



THE M2 TYPE SET - WITH SWIVEL EYES CONSISTS OF:

PART NUMBER	DESCRIPTION	QUANTITY [PC]
60350	Leak sealing bag, type M2 with swivel eyes	1
528873	Foot-operated pump with safety valve 1.5 bar (22 psi), 2.9 kg (6.4 lbs)	1
529094	Inflation hose, 10 m (33'), blue with chain and deflation nipple, 1.4 kg (3 lbs)	1
60353	Ratchet belt, 2 m (6.6'), orange, 1.5 kg (3.3 lbs)	1
60357	Ratchet belt, 2 m (6.6'), yellow, 1.5 kg (3.3 lbs)	1
60354	Fastening belt, 5 m (16'), orange, 0.8 kg (1.8 lbs)	1
60365	Fastening belt, 5 m (16'), yellow, 0.8 kg (1.8 lbs)	1
60166	Tensioning and extension belt, 10 m (33') long, yellow, with ratchet, 2.0 kg (4.4 lbs)	1
60165	Tensioning and extension belt, 10 m (33') long, orange, with ratchet, 2.1 kg (4.6 lbs)	1
524551	Sealing plate, 600 × 300 × 30 mm (24" × 12" × 1.2"), CR, 1.0 kg (2.2 lbs)	2
524552	Sealing plate, 1000 × 300 × 30 mm (40" × 12" × 1.2"), CR, 1.5 kg (3.3 lbs)	1
525564	Acid proof protection bag for M2, 0.4 kg (0.88 lbs)	1
587296	Portable case 800 × 600 × 235 mm (32" × 24" × 9"), 4.6 kg (10 lbs)	1

TECHNICAL DATA

TYPE	PART NUMBER	DIMENSIONS			WEIGHT	WORKING PRESSURE	SEALING SURFACE DIMENSIONS		SEALING PRESSURE	AIR REQUIREMENT
		LENGTH	WIDTH	HEIGHT			LENGTH	WIDTH		
		[cm] / [inch]	[cm] / [inch]	[cm] / [inch]			[cm] / [inch]	[cm] / [inch]		
M1- 1.5 bar / 22 psi	60043	62 / 24"	30 / 12"	2 / 0.8"	4.5 / 10	1.5 / 22	50 / 20"	30 / 12"	1.4 / 20	20 / 0.7
M1/6- 6 bar / 87 psi	291293	62 / 24"	30 / 12"	2 / 0.8"	4.6 / 10	6 / 87	50 / 20"	30 / 12"	5 / 73	50 / 1.8
M1/10-10 bar / 145 psi	282293	62 / 24"	30 / 12"	2 / 0.8"	4.6 / 10	10 / 145	50 / 20"	30 / 12"	9 / 131	70 / 2.5
M2-1.5 bar / 22 psi	60350	62 / 24"	30 / 12"	2 / 0.8"	6.2 / 14	1.5 / 22	50 / 20"	30 / 12"	1.4 / 20	20 / 0.7

Sealing tubes are used for a fast and temporary leak sealing of pipe bends and difficult-to-access pipe connections.

Easy positioning

Used for pipe diameters up to 22 cm (9")

Stainless steel parts

Perfect for industrial usage

SEALING TUBE
TYPE ST 250
2.5 m (8')
575161

SEALING TUBE
TYPE ST 150
1.5 m, (5')
575160

SEALING TUBE
TYPE ST 350
3.5 m (11.5')
575162



MEDIUM SEALING TUBE SET

SEALING TUBE
TYPE ST 250
2.5 m (8')
575161

SEALING PAD
(FKM MATERIAL)
576471

PORTABLE CASE
532632

INFLATION HOSE
EPDM
10 m (33')
576566

DEFLATION VALVE
BRASS
576510

INFLATION CONTROL
VALVE BRASS
576506



THE LARGE SEALING TUBE SET CONSISTS OF:

PART NUMBER	DESCRIPTION	QUANTITY [pc]
575160	Sealing tube 1.5 m (5'), type ST 150	1
575161	Sealing tube 2.5 m (8'), type ST 250	1
575162	Sealing tube 3.5 m (11.5'), type ST 350	1
576506	Inflation control valve BRASS, 0.7 kg (1.5 lbs)	1
576566	Inflation hose 10 m (33') EPDM, 3.0 kg (6.6 lbs)	1
576471	Sealing pad (FKM material), 0.05 kg (0.1 lbs)	1
577590	Sealing pad (NBR material), 0.03 kg (0.07 lbs)	1
577591	Sealing pad (EPDM material), 0.03 kg (0.07 lbs)	1
576510	Deflation valve BRASS, 0.4 kg (0.88 lbs)	1
615153	Pressure regulator 200/300 bar (2900/4350 psi), 1.7 kg (3.7 lbs)	1
528871	Portable case type 2, 609 × 409 × 140 (24" × 16" × 5.5"), 3.5 kg (7.7 lbs)	1

THE MEDIUM SEALING TUBE SET CONSISTS OF:

PART NUMBER	DESCRIPTION	QUANTITY [pc]
575161	Sealing tube 2.5 m (8'), type ST 250	1
576506	Inflation control valve BRASS, 0.7 kg (1.5 lbs)	1
576566	Inflation hose 10 m (33'), EPDM, 3.0 kg (6.6 lbs)	1
576471	Sealing pad (FKM material), 0.05 kg (0.1 lbs)	1
576510	Deflation valve BRASS, 0.4 kg (0.88 lbs)	1
532632	Portable case type 1, 470 × 360 × 120 mm (19" × 14" × 5"), 1.7 kg (3.7 lbs)	1

TECHNICAL DATA

TYPE	PART NUMBER	DIMENSIONS		WEIGHT	WORKING PRESSURE	AIR REQUIREMENT
		DIAMETER	LENGTH			
		[cm] / [inch]	[cm] / [ft]			
ST 150	575160	2.5 / 1"	150 / 5'	1.1 / 2.4	10 / 145	8.1 / 0.3
ST 250	575161	2.5 / 1"	250 / 8'	1.5 / 3.3	10 / 145	13.5 / 0.5
ST 350	575162	2.5 / 1"	350 / 11.5'	1.8 / 4	10 / 145	18.8 / 0.7



TYPE 14

SEALING BANDAGES

2. 8.



Sealing bandages are used for sealing pipes from the outside. The bandages are made of highly chemical-resistant rubber compound, which retains a high level of flexibility in most demanding applications and situations.

Flexible design

Easy positioning

A wide range of applications

Chemical-resistant rubber compound




ACCESSORIES



INFLATION HOSE WITH CHAIN AND DEFLATION NIPPLE
 10 m (33')
 1.4 kg (3 lbs)
 529094



SINGLE FITTING CONTROLLER
 1.5 bar (22 psi)
 0.9 kg (2 lbs)
 529663



FOOT PUMP WITH SAFETY VALVE
 1.5 bar (22 psi)
 2.9 kg (6.4 lbs)
 528873

TECHNICAL DATA

TYPE	PART NUMBER	SIZE USAGE RANGE	DIMENSIONS			WEIGHT	WORKING PRESSURE
			LENGTH	WIDTH	HEIGHT		
			[cm] / [inch]	[cm] / [inch]	[cm] / [inch]		
SB1	515713	5 - 8 / 2 - 3"	25 / 10"	12.5 / 5"	1 / 0.4"	2.1 / 5	1.5 / 22
SB2	525813	5 - 20 / 2 - 8"	98 / 39"	12.5 / 5"	1 / 0.4"	3.5 / 8	1.5 / 22
SB3	525065	5 - 20 / 2 - 8"	98 / 39"	21.0 / 8"	1 / 0.4"	3.9 / 9	1.5 / 22
SB4	525066	20 - 45 / 8 - 18"	170 / 67"	21.0 / 8"	1 / 0.4"	6.7 / 15	1.5 / 22
SB5	525277	5 - 18 / 2 - 7"	80 / 32"	25.0 / 10"	1 / 0.4"	4.3 / 10	1.5 / 22
SB6	514376	5 - 15 / 2 - 6"	65 / 26"	45.0 / 18"	1 / 0.4"	5.5 / 12	1.5 / 22
SB7	516042	10 - 35 / 4 - 14"	130 / 51"	45.0 / 18"	1 / 0.4"	9.1 / 20	1.5 / 22
SB8	525814	20 - 45 / 8 - 18"	170 / 67"	45.0 / 18"	1 / 0.4"	11.1 / 25	1.5 / 22

2. 9.

VACUUM DRAINAGE BAG



TYPE 26

The vacuum drainage bag seals leaks without using straps. Vacuum bags work well on large storage tanks and wide flat surfaces that can't be strapped.

Vacuum sealing drainage bags seal and stick by creating a vacuum, which is why belts are not needed. A vacuum is created by using air-pressure from a high-pressure air source.



Easy positioning


No straps needed

A controlled transfer of liquids

Round shape

TB 50 SET

PART NUMBER	DESCRIPTION	QUANTITY [pc]
528345	Vacuum drainage bag TB 50	1
529103	Ball valve, storz D, stainless, 0.6 kg (1.3 lbs)	1
529153	Transparent venting and drainage hose, storz D, 5 m (16'), 1.4 kg (3 lbs)	1
76686	Inflation hose yellow, 10 m (33'), system 2.5 bar (36 psi), 1.3 kg (2.9 lbs)	1
587296	Portable case 800 × 600 × 235 (32" × 24" × 9"), 0.2 kg (0.44 lbs)	1



TECHNICAL DATA

TYPE	PART NUMBER	DIMENSIONS	WEIGHT	WORKING PRESSURE	VACUUM	DRAINAGE SURFACE DIMENSIONS	SEALING PRESSURE	AIR REQUIREMENT
		DIAMETER				DIAMETER		
		[cm] / [inch]				[cm] / [inch]		
TB 50	528345	50 / 20	5.4 / 12	8 / 116	0.85 / 12	20 / 8"	1.4 / 20	1.2 / 0.04



Drainage sealing bags are fixed onto tanks with straps. Drainage sealing bags have an inflatable sealing perimeter which stops the leak but still allows venting and a controlled draining of liquid from the tank. Drainage sealing bags are suitable for use with fuels and many other toxic chemicals.

Flexible design

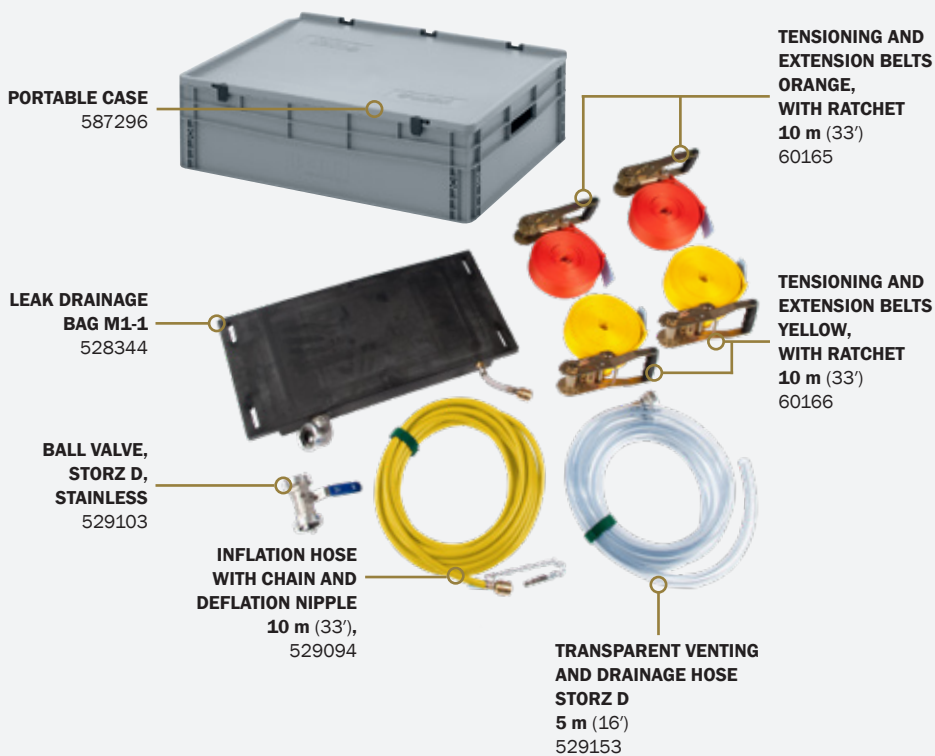
Easy positioning

A controlled transfer of liquids

Chemical-resistant rubber compound

M1-1 SET

PART NUMBER	DESCRIPTION	QUANTITY [pc]
528344	Leak drainage bag M1-1	1
528873	Foot pump with safety valve 1.5 bar (22 psi), 2.9 kg (6.4 lbs)	1
529094	Inflation hose 10 m (33'), blue with chain and deflation nipple, 1.4 kg (3 lbs)	1
60166	Tensioning and extension belts 10 m (33') long, yellow, with ratchet, 2.0 kg (4.4 lbs)	2
60165	Tensioning and extension belts 10 m (33') long, orange, with ratchet, 2.1 kg (4.6 lbs)	2
529103	Ball valve, storz D, stainless, 0.6 kg (1.3 lbs)	1
529153	Transparent venting and drainage hose 5 m (16'), storz D, 1.4 kg (3 lbs)	1
587296	Portable case 800 × 600 × 235 (32" × 24" × 9"), 0.2 kg (0.44 lbs)	1



TECHNICAL DATA

TYPE	PART NUMBER	DIMENSIONS			WEIGHT	WORKING PRESSURE	SEALING SURFACE DIMENSIONS			SEALING PRESSURE	AIR REQUIREMENT
		LENGTH	WIDTH	HEIGHT			LENGTH	WIDTH	HEIGHT		
		[cm] / [inch]	[cm] / [inch]	[cm] / [inch]			[cm] / [inch]	[cm] / [inch]	[kg] / [lbs]		
M1-1	528344	62 / 24"	30 / 12"	5.5 / 2"	9.1 / 20	1.5 / 22	40 / 16"	20 / 8"	3.5 / 1.4	1 / 15	10 / 0.4

2. 11.

DRAINAGE PIPE SEALING BAGS


Drainage pipe sealing bags are perfect solution for leakages on pipe connections. Drainage pipe sealing bags have a built-in zipper that allows a simple positioning.

Easy positioning

Flexible sealing sleeves

A controlled transfer of liquids

Special zipping system



ACCESSORIES



**TRANSPARENT VENTING AND DRAINAGE HOSE
STORZ D**

5 m (16')
1.5 bar (22 psi)
1.4 kg (3 lbs)
529153

TECHNICAL DATA

TYPE	PART NUMBER	SUITABLE FOR OUTSIDE PIPE DIAMETER (DIN 2448, DIN 2458)		DIMENSIONS	
		NOMINAL PIPE SIZE	OUTSIDE PIPE DIAMETER	DIAMETER	LENGTH
		[mm] / [inch]	[mm] / [inch]	[cm] / [inch]	[cm] / [inch]
FLS 50	608005	50 / 2"	60.3 / 2.4"	26 / 10"	95 / 37"
FLS 80	608006	80 / 3"	89 / 3.5"	26 / 10"	95 / 37"
FLS 100	608007	100 / 4"	114.3 / 4.5"	26 / 10"	95 / 37"



The mega leak sealing kit is designed for leak containment in the petroleum, chemical and LNG (liquid natural gas) industries. Deploy the kit at chemical processing plants, oil refineries, LNG plant trains, regasification terminals, exploration and drilling platforms, ocean transport vessels, railways and pipeline transport facilities.

<p>Non-corrosive design</p>	<p>Self-contained kit</p>	<p>Sealed waterproof case</p>	<p>All-in-one solution</p>
------------------------------------	----------------------------------	--------------------------------------	-----------------------------------

MEGA SEALING KIT



MK MINI LEAK SEALING BAGS SET

MK LEAK SEALING LANCE SET

MK OIL-RESISTANT PLUGGY SET



MK PIPE PLUG KIT

MK SEALING BANDAGES SET

MK M1 SET - 1.5 bar (22 psi)

THE MEGA SEALING KIT CONSISTS OF:

CASES:

PART NUMBER	DESCRIPTION	QUANTITY [pc]
577688	Mega black case, 38.0 kg (84 lbs)	1
562160	Medium black case with foam, 5.0 kg (11 lbs)	1
566529	Small black case with foam, 3.0 kg (6.6 lbs)	2

MK M1 SET - 1.5 BAR

PART NUMBER	DESCRIPTION	QUANTITY [pc]
60043	Leak sealing bag, Type M1 with belt guiding slits	1
529094	Inflation hose, 10 m (33'), with chain and deflation nipple, 1.4 kg (3 lbs)	1
60166	Tensioning and extension belts, 10 m (33') long, yellow, with ratchet, 2.0 kg (4.4 lbs)	1
60165	Tensioning and extension belts, 10 m (33') long, orange, with ratchet, 2.1 kg (4.6 lbs)	1
524551	Sealing plate, 600 × 300 × 30 mm, (24" × 12" × 1,2") CR, 1.0 kg (2.2 lbs)	2
524552	Sealing plate, 1000 × 300 × 30 mm (40" × 12" × 1,2"), CR, 1.5 kg (3.3 lbs)	2
528304	Acid proof protection bag for M1, 0.4 kg (0.88 lbs)	1

MK LEAK SEALING LANCE SET

PART NUMBER	DESCRIPTION	QUANTITY [PC]
528386	Wedge-shaped sealing bag type 1	1
528387	Wedge-shaped sealing bag type 2	1
528388	Wedge-shaped sealing bag type 3	1
528389	Cone-shaped sealing bag	1
528618	Push and inflation rod, 35 cm (14'), chain, deflation nipple, 0.5 kg (1.1 lbs)	1
528619	Push and inflation rod, 35 cm (14'), 0.4 kg (0.88 lbs)	3
529510	Shut-off unit, 0.7 kg (1.5 lbs)	1
528873	Foot-operated pump with safety valve 1.5 bar (22 psi), 2.9 kg (6.4 lbs)	1
529087	Splash disc, 0.04 kg (0.088 lbs)	1

MK MINI LEAK SEALING BAGS SET

PART NUMBER	DESCRIPTION	QUANTITY [pc]
78082	Type T1	1
78096	Type T2	1
78099	Type T3	1
528873	Foot-operated pump with safety valve 1.5 bar (22 psi), 2.9 kg (6.4 lbs)	1
60167	Fastening belts, 150 cm (5') long, yellow, 0.2 kg (0.44 lbs)	2
60169	Fastening belts, 300 cm (10') long, yellow, 0.4 kg (0.88 lbs)	3

MK SEALING BANDAGES SET

PART NUMBER	DESCRIPTION	QUANTITY [pc]
515713	SB 1 125 × 250 mm (5" × 10")	1
525813	SB 2 125 × 980 mm (5" × 39")	1
525277	SB 5 250 × 800 mm (10" × 32")	1
516042	SB 7 450 × 1300 mm (18" × 51")	1
525814	SB 8 450 × 1700 mm (18" × 70")	1
576567	Inflation hose EPDM with chain and deflation nipple, 10 m (33'), 3.0 kg (6.6 lbs)	1

MK PIPE PLUG KIT


PART NUMBER	DESCRIPTION	QUANTITY [pc]
542488	Elliptical Plugy G1 50-80 C	1
542489	Elliptical Plugy G2 80-130 C	1
542490	Elliptical Plugy G3 100-160 C	1
523289	Pneumatic plug type Z1 C	1
523290	Pneumatic plug type Z1 1/2 C	1
523292	Pneumatic plug type Z2/3 C	1
523294	Pneumatic plug type Z3/4 C	1
523296	Pneumatic plug type Z4/6 C	1
523302	Pneumatic plug type S2 C	1
523304	Pneumatic plug type S3/4 C	1
523307	Pneumatic plug type S4/6 C	1
541951	Tyre valve extension hose 1 m (3.3'), 0.1 kg (0.22 lbs)	2
551285	Inflation hose 3 m (10'), antistatic, 0.3 kg (0.66 lbs)	1
541957	Static discharge kit, 0.5 kg (1.1 lbs)	1
541960	Hand pump - mini, 0.2 kg (0.44 lbs)	1
541952	Shut-off valve R 1/8", 0.3 kg (0.66 lbs)	1
541953	Shut-off valve R 1/2", 0.3 kg (0.66 lbs)	1
541958	Bag of corks, 0.03 kg (0.066 lbs)	1
580018	Controlling pressure gauge - up to 3 bar (44 psi), 0.2 kg (0.44 lbs)	1

MK OIL-RESISTANT PLUGSY SET

PART NUMBER	DESCRIPTION	QUANTITY [pc]
576566	Inflation hose 10 m (33'), black, 3.0 kg (6.6 lbs)	1
567165	CR inflation hose 3 m (10'), black, 1.5 kg (3.3 lbs)	2
560195	Pressure reducer - 200/300 bar (2900/4350psi), 1.7 kg (3.7 lbs)	1
60310	Single fitting controller 2.5 bar (36 psi), 0.9 kg (2 lbs)	1
526635	Plugsy C 200-400	1
525324	Air cylinder 2l (122 cu.in.) - 200 bar (2900 psi), 3 kg (6.6 lbs)	1

This is our standard mega set. Custom-made mega kits are available upon request.

Water tanks



FOLLOW
USER MANUAL



WEAR PERSONAL
PROTECTIVE EQUIPMENT

3. 1.

SELF-SUPPORTING INTERCEPTIVE TANKS

They are used for emergency interception of hazardous liquids or for creating water supplies (fire extinguishing, snowmaking, etc.). As the self-supporting tank begins to fill with liquid, its unique design allows it to automatically become self-supporting. These tanks are strong, light in weight and fold up into a small space. A filled tank can be covered with a cover that prevents unwanted materials from entering the stored fluid.



Self-supporting design

Storage of various liquids

Superb stability

Easy to maintain



STANDARD COLOUR

 GREEN
RAL 6025

OPTIONAL COLOURS – ON REQUEST

 BEIGE
RAL 1001

 BLACK
(ANTISTATIC RUBBER)

MATERIAL

PES (polyester) fabric coated with NBR/PVC provides resistance to UV rays, ozone and other heavy weather conditions.

STANDARD EQUIPMENT – SUPPLIED WITH EACH TANK



COUPLING SYSTEM – STORZ C SYSTEM




INFLATION HOSE FOR INFLATABLE COLLAR (WITH THE CONNECTOR TO THE COMPRESSOR)

OPTIONAL EQUIPMENT - PURCHASED SEPARATELY



REPAIR KIT



GROUNDSHEET



TOP COVER



PACKING BAG



HAND PUMP
6l (366 cu.in.), **2.8 kg** (6 lbs)
 537734
4l (244 cu.in.), **2.3 kg** (5 lbs)
 539072

NOTE

The number and size of the filling/discharge ports can be adapted to customer requirements.

TECHNICAL DATA

TYPE	PART NUMBER	CAPACITY	DIMENSIONS					WEIGHT	VALVE	NO. OF SIDES
			EMPTY		FULL					
			DIAMETER		DIAMETER		HEIGHT	RUBBER		
			BOTTOM	HEIGHT	BOTTOM	TOP				
			[m ³]/ [US gallons]	[m]/ [inch or ft.]	[m]/ [inch]	[m]/ [inch or ft.]	[m]/ [inch or ft.]	[m]/ [inch]	[kg]/ [lbs]	
PS 1000	518567	1 / 264	2.2 / 87"	0.2 / 8"	2.2 / 87"	1.4 / 55"	0.8 / 39"	18 / 40	R 2"	6
PS 1500	530604	1.5 / 396	2.2 / 87"	0.2 / 8"	2.2 / 87"	1.4 / 55"	0.8 / 39"	24 / 53	R 2"	6
PS 2000	516537	2 / 528	2.6 / 102"	0.2 / 8"	2.6 / 102"	1.5 / 59"	0.9 / 35"	28 / 62	R 2"	6
PS 2500	530605	2.5 / 660	2.6 / 102"	0.2 / 8"	2.6 / 102"	1.5 / 59"	0.9 / 35"	29 / 64	R 2"	6
PS 3000	76489	3 / 793	2.5 / 98"	0.2 / 8"	2.5 / 98"	1.7 / 67"	0.9 / 35"	32 / 71	R 2"	6
PS 4000	530606	4 / 1056	2.9 / 10'	0.2 / 8"	2.9 / 10'	2 / 79"	1.1 / 43"	40 / 88	R 2"	6
PS 5000	77789	5 / 1320	3.1 / 10'	0.2 / 8"	3.1 / 10'	2.2 / 87"	1.2 / 47"	45 / 99	R 2"	6
PS 6000	510478	6 / 1584	3.5 / 11'	0.2 / 8"	3.5 / 11'	2.5 / 98"	1.15 / 45"	51 / 112	R 2"	6
PS 8000	521396	8 / 2113	4 / 13'	0.2 / 8"	4 / 13'	2.9 / 10'	1.2 / 47"	58 / 128	R 2"	6
PS 10000	519742	10 / 2641	4.4 / 14'	0.2 / 8"	4.4 / 14'	3.2 / 10'	1.2 / 47"	81 / 179	R 2"	8
PS 12000	510479	12 / 3169	4.6 / 15'	0.2 / 8"	4.6 / 15'	3.5 / 11'	1 / 39"	95 / 209	R 2"	8
PS 15000	530607	15 / 3962	5 / 16'	0.2 / 8"	5 / 16'	4 / 13'	1.2 / 47"	104 / 229	R 2"	8
PS 20000	530608	20 / 5283	5.7 / 19'	0.2 / 8"	5.7 / 19'	4.4 / 14'	1.2 / 47"	122 / 269	R 2"	8
PS 25000	530609	25 / 6603	6 / 20'	0.2 / 8"	6 / 20'	5 / 16'	1.2 / 47"	142 / 313	R 2"	10
PS 30000	530610	30 / 7924	6.5 / 21'	0.2 / 8"	6.5 / 21'	5.5 / 18'	1.2 / 47"	159 / 351	2 × R 2"	10
PS 40000	530611	40 / 10566	7.5 / 25'	0.2 / 8"	7.5 / 25'	6.2 / 20'	1.3 / 51"	202 / 445	2 × R 2"	10
PS 50000	530612	50 / 13207	8.3 / 27'	0.2 / 8"	8.3 / 27'	7 / 23'	1.3 / 51"	235 / 518	2 × R 2"	12

3. 2.

CLOSED RUBBER TANKS



Closed tanks are suitable for storage of various liquids, including water. They are pillow-shaped and equipped with two or more ports, depending on the size of the tank. The middle port on top is intended for venting air, whereas other ports allow filling and emptying of the tank.



Storage of various liquids

Extra durable material

A wide choice of different sizes

Easy to maintain



STANDARD COLOUR

 GREEN
RAL 6025

OPTIONAL COLOURS – ON REQUEST

 BEIGE
RAL 1001

 BLACK
(ANTISTATIC RUBBER)

MATERIAL

PES (polyester) fabric coated with NBR/PVC provides resistance to UV rays, ozone and other heavy weather conditions.

STANDARD EQUIPMENT – SUPPLIED WITH EACH TANK



PVC BALL VALVE, SIZES:
R 1", R 2" OR R 4"



VENT R 2" (from 10–50 m³)
(from ZR 10000 to ZR 50000)



VENT R 1" (up to 10 m³)
(up to ZR 10000)



VENT R 2" (from 50 m³)
(from ZR 50000)


CLOSED RUBBER TANKS

3. 2.

OPTIONAL EQUIPMENT - PURCHASED SEPARATELY



REPAIR KIT



GROUNDSHEET



TOP COVER



PACKING BAG

NOTE

The number and size of the filling/discharge ports can be adapted to customer requirements.

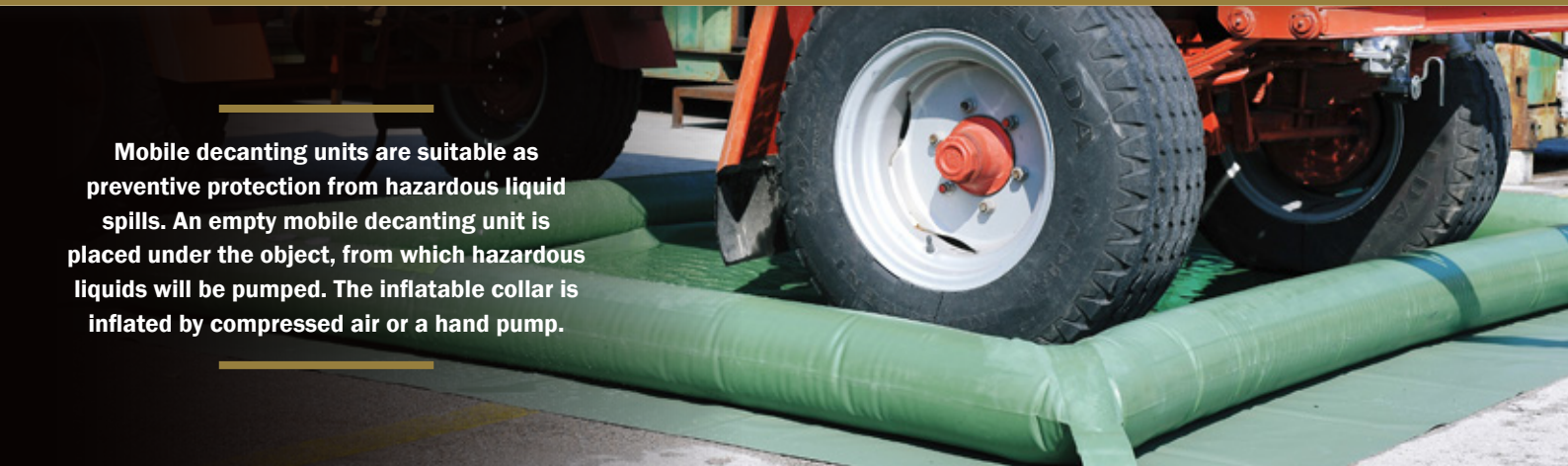
TECHNICAL DATA

TYPE	PART NUMBER	CAPACITY	DIMENSIONS					WEIGHT	VALVE	
			EMPTY		FULL				RUBBER	INFLATION
			LENGTH	WIDTH	LENGTH	WIDTH	HEIGHT			
			[m³] / [US gallons]	[m] / [inch or ft.]	[m] / [inch or ft.]	[m] / [inch or ft.]	[m] / [inch or ft.]	[m] / [inch]		
ZR 250	530702	0.25 / 66	1.3 / 51"	1.1 / 43"	1.1 / 43"	0.9 / 35"	0.4 / 16"	5 / 11	R 1"	R 1"
ZR 500	59652	0.5 / 132	1.8 / 71"	1.1 / 43"	1.4 / 55"	0.9 / 35"	0.5 / 20"	7 / 15	R 1"	R 1"
ZR 800	530703	0.8 / 211	1.9 / 75"	1.5 / 59"	1.5 / 59"	1.2 / 47"	0.6 / 24"	10 / 22	R 1"	R 1"
ZR 1000	59653	1 / 264	2.2 / 87"	1.5 / 59"	1.9 / 74"	1.3 / 51"	0.6 / 24"	12 / 26	R 2"	R 1"
ZR 1500	530704	1.5 / 396	2.4 / 94"	1.9 / 75"	2 / 79"	1.5 / 59"	0.7 / 28"	17 / 37	R 2"	R 1"
ZR 2000	63360	2 / 528	2.5 / 98"	1.9 / 75"	2.1 / 83"	1.5 / 59"	0.7 / 28"	19 / 42	R 2"	R 1"
ZR 2500	530705	2.5 / 660	2.6 / 102"	2.2 / 87"	2.1 / 83"	1.7 / 67"	0.9 / 35"	20 / 44	R 2"	R 1"
ZR 3000	51095	3 / 793	3 / 10'	2.4 / 94"	2.6 / 102"	2 / 79"	1 / 39"	27 / 60	R 2"	R 1"
ZR 4000	530706	4 / 1057	3.5 / 11'	2.4 / 94"	3.1 / 10'	2 / 79"	1 / 39"	29 / 64	R 2"	R 1"
ZR 5000	74037	5 / 1321	4.4 / 14'	2.4 / 94"	3.9 / 13'	2 / 79"	1 / 39"	42 / 93	R 2"	R 1"
ZR 6000	530727	6 / 1585	5 / 16'	2.4 / 94"	4.4 / 14'	2 / 79"	1.1 / 43"	45 / 99	R 2"	R 1"
ZR 8000	530707	8 / 2113	3.8 / 12'	3.5 / 11'	3.1 / 10'	3 / 10'	1.1 / 43"	48 / 106	R 2"	R 1"
ZR 10000	60783	10 / 2642	4 / 13'	3.8 / 12'	3.5 / 11'	3.3 / 11'	1.1 / 43"	51 / 112	2 × R 2"	R 2"
ZR 12000	530708	12 / 3170	4.3 / 14'	3.8 / 12'	3.8 / 12'	3.3 / 11'	1.2 / 47"	61 / 134	2 × R 2"	R 2"
ZR 15000	530709	15 / 3962	5 / 16'	3.8 / 12'	4.5 / 15'	3.3 / 11'	1.2 / 47"	75 / 165	2 × R 2"	R 2"
ZR 20000	530710	20 / 5283	5.5 / 18'	4.9 / 16'	5 / 16'	4.4 / 14'	1.3 / 51"	92 / 203	2 × R 2"	R 2"
ZR 25000	530711	25 / 6604	5.7 / 19'	5.3 / 17'	5.1 / 17'	4.8 / 16'	1.3 / 51"	126 / 278	2 × R 2"	R 2"
ZR 30000	530712	30 / 7925	6.1 / 20'	5.7 / 19'	5.3 / 17'	4.9 / 16'	1.3 / 51"	154 / 340	R 4"	R 2"
ZR 35000	530713	35 / 9246	6.3 / 21'	6.1 / 20'	5.5 / 18'	5.3 / 17'	1.4 / 55"	170 / 375	R 4"	R 2"
ZR 40000	530714	40 / 10567	6.7 / 22'	6.3 / 21'	5.9 / 19'	5.5 / 18'	1.4 / 55"	187 / 412	R 4"	R 2"
ZR 45000	530715	45 / 11888	12.8 / 42'	4.3 / 14'	12.3 / 40'	3.8 / 12'	1.2 / 47"	208 / 459	R 4"	R 2"
ZR 50000	530716	50 / 13209	7.4 / 24'	6.7 / 22'	6.5 / 21'	5.8 / 19'	1.5 / 59"	220 / 485	R 4"	R 2"

3.3

MOBILE DECANTING UNITS

Mobile decanting units are suitable as preventive protection from hazardous liquid spills. An empty mobile decanting unit is placed under the object, from which hazardous liquids will be pumped. The inflatable collar is inflated by compressed air or a hand pump.



A wide range of applications

Simplicity

Versatile usability

Low weight



MATERIAL

PES (polyester) fabric coated with NBR/PVC provides resistance to UV rays, ozone and other heavy weather conditions.

STANDARD COLOUR

GREEN
RAL 6025

OPTIONAL COLOURS – ON REQUEST

BEIGE
RAL 1001

BLACK
(ANTISTATIC RUBBER)

STANDARD EQUIPMENT – SUPPLIED TOGETHER WITH EACH TANK



INFLATION HOSE FOR INFLATABLE COLLAR (WITH THE CONNECTOR TO THE COMPRESSOR)

INFLATION VALVE C7



OPTIONAL EQUIPMENT – PURCHASED SEPARATELY



HAND PUMP
6I (366 cu.in.), **2.8 kg** (6 lbs) 537734
4I (244 cu.in.), **2.3 kg** (5 lbs) 539072

NOTE

The number and size of the filling/discharge ports can be adapted to customer requirements.

TECHNICAL DATA

TYPE	PART NUMBER	CAPACITY	DIMENSIONS (INNER SIDE)			WEIGHT	WORKING PRESSURE	NO. OF HANDLES
			FULL					
			LENGTH	WIDTH	HEIGHT	RUBBER		
[m³] / [US Gallons]	[cm] / [inch or ft.]	[cm] / [inch or ft.]	[cm] / [inch]	[kg] / [lbs]	[bar] / [psi]			
MP 800	76103	0.8 / 211	2.5 / 98"	2 / 79"	0.2 / 8"	20 / 44	0.3 / 4.35	4
MP 1000	530613	1 / 264	3 / 10'	2 / 79"	0.2 / 8"	23 / 51	0.3 / 4.35	4
MP 1500	76102	1.5 / 396	3.5 / 11'	2.5 / 98"	0.2 / 8"	30 / 66	0.3 / 4.35	4
MP 2000	530614	2 / 528	4 / 13'	3 / 10'	0.2 / 8"	39 / 86	0.3 / 4.35	4
MP 3000	530615	3 / 793	5 / 16'	3.5 / 11'	0.2 / 8"	52 / 115	0.3 / 4.35	4
MP 4000	73157	4 / 1057	7 / 23'	3.5 / 11'	0.2 / 8"	69 / 152	0.3 / 4.35	4
MP 5000	79358	5 / 1321	8.5 / 28'	3.5 / 11'	0.2 / 8"	82 / 181	0.3 / 4.35	4
MP 6000	60773	6 / 1585	10 / 33'	3.5 / 11'	0.2 / 8"	95 / 209	0.3 / 4.35	4
MP 7000	70053	7 / 1849	12 / 39'	3.5 / 11'	0.2 / 8"	113 / 149	0.3 / 4.35	4
MP 10000	530616	10 / 2642	17 / 56'	3.5 / 11'	0.2 / 8"	156 / 344	0.3 / 4.35	4
MP 12000	530617	12 / 3170	20 / 66'	3.5 / 11'	0.2 / 8"	182 / 401	0.3 / 4.35	4



Warranty & About us

1. GENERAL CONDITIONS

- 1.1. These warranty conditions apply as for Environmental protection and rescue products, manufactured by Trelleborg Slovenija, d.o.o. (hereinafter referred to as TBSLO), Product Area Environmental protection and rescue products (Products). If any provision of this warranty conditions would be contrary to any mandatory legal provisions in any particular jurisdiction, such provision shall apply to a maximum extent as provided for by such mandatory legal provisions.
- 1.2. Products which may be sold by TBSLO Product Area Environmental protection and rescue products but are not manufactured by it are not covered by this warranty and are sold exclusively with warranties, if any, by their original manufacturer.

2. MANAGEMENT OF THE PRODUCTS

- 2.1. In order to claim a remedy pursuant to this warranty, purchaser must conform to instructions for management of the Products, available at www.trellebogslovenija.com/eko-warranty-conditions.-

3. WARRANTY

- 3.1. TBSLO warrants to the purchaser that for the period of twelve (12) months as of delivery of the Products, such Products shall be free from defects in material and workmanship, subject to normal and management of the Products, including, among others, proper storage. For high pressure lifting bags, the warranty period amounts to thirty-six (36) months as of delivery.
- 3.2. This warranty shall be in lieu of any other warranties, express or implied, including, but not limited to, any warranty of merchantability of fitness for a particular purpose.

4. EXCLUSION OF WARRANTY

- 4.1. Warranty shall be excluded in cases where the Products have not been used for the ordinary purpose or have been subject to abnormal conditions such as, but not limited to misuse, mishandling (such as, but not limited to, cuts, tears, vandalism, fire, wilful destruction, improper installation and/or improper maintenance, misapplication), use of unauthorized components or attachments or if adjustments or repairs have been performed by anyone other than TBSLO or its authorized agents.
- 4.2. Warranty shall also be excluded and TBSLO shall not be held liable in case of force majeure circumstances, such as, but not limited to:
- war or threat of war, sabotage, insurrection, riots or requisition;
 - all laws, restrictions, regulations, by-laws, prohibitions or any other measures by the governmental, parliamentary or local bodies;
 - import and export regulations or embargo;
 - strikes, lock-outs or other industrial measures or trade disputes (if including Manufacturer's employees or third party);
 - difficulties with supply of raw materials, work force, fuel, parts or machinery;
 - power blackout, break of machinery.
- 4.3. TBSLO shall not be held liable for any deficiencies in Products manufactured according to drawings, designs, project drafts and/or specifications provided by the purchaser.
- 4.4. Ordinary wear and tear are not covered by this warranty.

5. MAKING A WARRANTY CLAIM

- 5.1. Purchaser is obliged to take delivery of the Products and perform an ordinary inspection of the Product upon delivery.

- 5.2. Any claim by the purchaser with reference to the Products shall be deemed waived unless submitted in writing to TBSLO within the earlier of (I) eight days as of the discovery of the defect, or (II) twelve months as of the date of delivery of the Products or thirty-six (36) months as of delivery of high pressure lifting bags. Discovery of the defect is deemed to have occurred when a defect could have reasonably been detected by the purchaser.

- 5.3. Claim must at least contain the following data:

- part number,
- serial number,
- description of defect,

and must be substantiated by adequate evidence, such as pictures... Upon request, TBSLO must be allowed to inspect the Product.

- 5.4. To obtain performance under this warranty, any products suspected of having a manufacturing defect in materials or workmanship shall be returned freight prepaid for inspection to TBSLO, Product Area Environmental protection and rescue products, Škofjeloška c. 6, 4000 Kranj, Slovenia.

6. REMEDIES

- 6.1. TBSLO shall decide on a claim within forty-five days after receiving a complete documentation and Product pursuant to art 5.
- 6.2. Providing TBSLO acknowledges the claim as justified, it shall, at its discretion, either:
- repair the Product,
 - replace those components of the Product which are defective,
 - replace the Product, if repair is not possible or reasonable,
 - reimburse the consideration for the Product or its components which are defective.
- 6.3. Whenever TBSLO repairs or replaces the Product at its expense or reimburses the purchase price, it shall reimburse the purchaser, with a credit note, the same surface freight amount the purchaser had when returning the Product to TBSLO.
- 6.4. Remedies pursuant to this article 6 shall constitute the sole and exclusive remedy in the event of a breach of warranty. For the avoidance of doubt, TBSLO shall not be liable for any incidental, consequential and/or non-pecuniary damages or damages having a comparable effect. TBSLO's aggregate liability in respect of any and all losses arising under or in connection to the contract/ purchase order/any similar document that is the basis for sale of Products, shall be limited to an amount equal to the invoiced price for the Products supplied. Any exclusions or limitations of liability are agreed to be extended for the benefit of all entities within TBSLO's group.
- 7.1. No statement or action by Trelleborg Slovenija, whether express or implied, other than set forth herein, shall constitute a warranty.
- 7.2. Any applicability of general terms and conditions used by the purchaser, wherever stated, is hereby explicitly excluded, notwithstanding any provisions of such general terms and conditions to the contrary.
- 7.3. This warranty statement is subject to the laws of the Republic of Slovenia, with the exclusion of its conflict of law principles.

7. CLOSING PROVISIONS



We are a division of Trelleborg Slovenija d.o.o.. We manufacture and sell rubber products for environmental protection and rescue operations and industrial use. Our growing division was established more than thirty years ago and is constantly striving to meet our customer's current and future needs and expectations.

Knowledge and experience

Professional service

Quality products

A partner to rely on

KNOWLEDGE AND EXPERIENCE

Thirty years of experience and knowledge, investment in new technology, team-work and working closely with our business partners, have enabled us to develop new and exciting products and to continuously improve our existing product range.

QUALITY PRODUCTS

When assessing quality of our products we carefully consider a number of criteria including environmental suitability, ease of use, design, safety, reliability, and packaging. Our production facilities are certified to the ISO 9001 and ISO 14001 standards.

PROFESSIONAL SERVICE

A professional but caring approach, flexibility and quick delivery times combined to provide the ideal service in support of our quality product range.

A PARTNER TO RELY ON

We understand the value of long-term partnership. Our aim is to develop trusting relationships, which foster success and bring benefits to both our partners and ourselves.

QUALITY CERTIFICATES

ISO 9001
ISO 14001
ISO 45001
EN 13731
CNBOP-PIB

Trelleborg is a world leader in engineered polymer solutions that seal, damp and protect critical applications in demanding environments. Its innovative solutions accelerate performance for customers in a sustainable way.

Trelleborg Industrial Solutions is a leading supplier of polymer-based critical solutions in selected industrial application areas and infrastructure projects.



www.trelleborgslovenija.com

www.trelleborg.com



Trelleborg Slovenija d.o.o.
Škofjeloška cesta 6, 4000 Kranj, Slovenia

phone: +386 (0)4 206 6388
e-mail: tis.kra.info.eko@trelleborg.com