


Forsheda 605 Sewer-Lock™

Integrated sealing system for plastic pipes for wastewater and cable protection applications.



GENERAL APPLICATION

The Forsheda 605 Sewer-Lock™ integrated system uses the mandrel together with the seal as a tool to form the pipe socket during the manufacturing process.

Forsheda 605 Sewer-Lock™ is a composite seal consisting of:

A flexible rubber element to seal effectively against spigot and socket

A polypropylene reinforcement element, bonded to the rubber, which holds the seal firmly in place

The seal becomes part of the socket forming tool used to shape its own seal groove reducing irregularities and tolerances in the socket.

SEAL PERFORMANCE

The F-605 Sewer-Lock™ seal meets or exceeds current European and ISO standards for wastewater lines both for indoor and underground. Furthermore, the seal design gives low assembly forces making pipe jointing easier.

MATERIAL

The Sewer-Lock™ seal is made from two materials. For dimensions up to 400 mm the sealing element is TPE and the plastic retaining element is polypropylene. The TPE material meets the European standard EN 681-2, class 60. Oil resistant to EN 681-2 WH



For dimensions above 400 mm the sealing element is EPDM rubber 50±5 IRHD which meets the European standard EN 681-1.

Detailed material specification is available from Trelleborg Pipe Seals on request.

QUALITY ASSURANCE

CE-marking

BSI (Kitemark)

KIWA/Swedcert

DIBt (Ü)

KIWA (KOMO)

QPlus

Watermark

STANDARDS

EN 681-2 WT, WH

EN 681-1 WC

BRL 2020

AS 1646

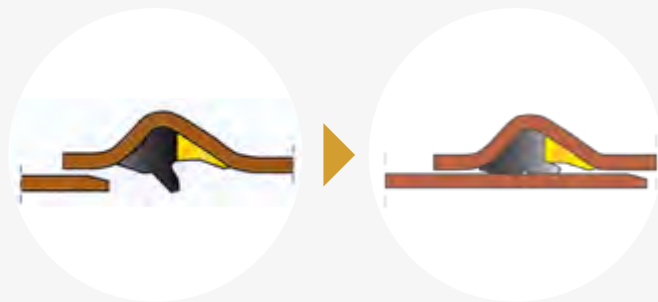
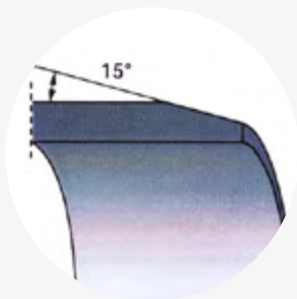
JOINT ASSEMBLY

Chamfer the spigot end

Clean the socket

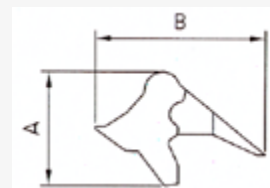
Apply lubricant on the spigot before assembly

Slide the spigot into the socket, thus compressing the sealing lip



SEAL MARKING AND BOX LABELS

Each seal is marked with seal dimension and period of manufacture. The box is labelled with corresponding data.



EXAMPLES OF SIZES (MM)

PIPE SIZE, MM	A	B
100	10.7	19.6
110	11.5	17.7
125	13.9	19.9
160	15.0	21.8
200	15.3	26.6
250	17.5	29.6
315	21.4	38.0
355	17.0	31.5
400	25.3	43.6
500	22.0	41.9
630	26.9	48.9
710	29.6	53.7
800	43.8	75.0

Pipes with F-605 shall always be laid in accordance with applicable standards and regulations.

Please contact Trelleborg Pipe Seals for technical advice and joint design recommendations to meet your performance requirements.

Examples of authorities Trelleborg Pipe Seals cooperates with:



TRELLEBORG

WWW.TRELLEBORG.COM/PIPE-SEALS