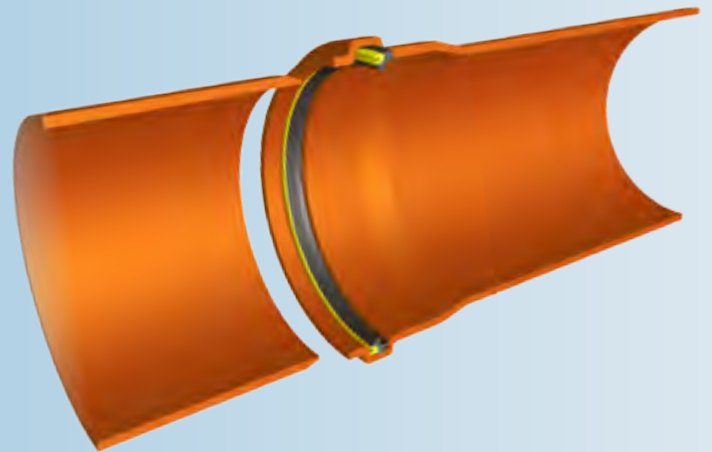


Forsheda 582 Din-Lock™

Locked-in sealing systems for DIN groove, plastic pipes and fittings for wastewater and cable protection applications



SEAL DESIGN AND FUNCTION

The Forsheda 582 Din-Lock™ seal is a combined lip and compression sealing system that is positioned in the socket by the pipe manufacturer after the bell has been formed. The unique design has a flexible thermoplastic elastomer sealing element bonded to a polypropylene retaining ring which holds the seal firmly in the correct position during pipe transportation and joint assembly. The seal is designed to absorb any permissible variation in groove geometry whilst maintaining a high sealing performance with the lowest possible jointing force.

SEAL PERFORMANCE

The F-582 Din-Lock™ seal meets or exceeds current European standards for wastewater lines both for indoor and underground.

Furthermore, the seal design gives low assembly forces making pipe jointing easier. Test reports are available from Trelleborg Pipe Seals on request.



MATERIAL

The F-582 Din-Lock™ seal is made from two materials. The sealing element is TPE and the plastic retaining element is polypropylene. The TPE material meets the European Standard EN 681-2, class 60 & oil resistant EN 681-2 WH. Detailed material specification are available on request from Trelleborg Pipe Seals.

QUALITY ASSURANCE

CE-marking

BSI (Kitemark)

KIWA/Swedcert

DIBt (Ü)

KIWA (KOMO)

COPRO (BENOR)

QPlus

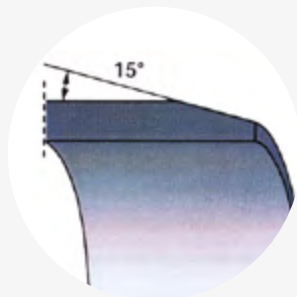
STANDARDS

EN 681-2 WT, WH

BRL 2020

JOINT ASSEMBLY


Chamfer the spigot end



Clean the socket

Apply lubricant on the spigot before assembly

Slide the spigot into the socket, thus compressing the sealing lip

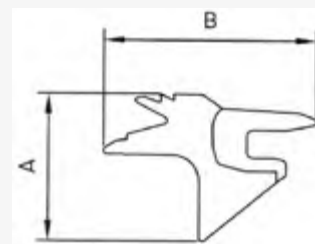


Pipes with F-582 shall always be laid in accordance with applicable standards and regulations.

Please contact Trelleborg Pipe Seals for technical advice and joint design recommendations to meet your performance requirements.

SEAL MARKING AND BOX LABELS

Each seal is marked with seal dimension and period of manufacture. The box is labelled with corresponding data



EXAMPLES OF SIZES (MM)

Dimensions, mm		
Pipe size, mm	A	B
50	7.2	9.9
75	7.2	9.9
82	6.9	9.1
100	7.6	10.1
110	8.6	10.5
125	10.4	11.8
160	11.4	13.6
200	11.4	15.3
250	16.5	23.8
315	19.6	19.4
400	20.8	21.6

Examples of authorities Trelleborg Pipe Seals cooperates with:



TRELLEBORG

WWW.TRELLEBORG.COM/PIPE-SEALS