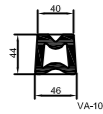
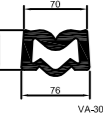


VA-serie

VA-10
AC: 401701
AA4-04-4095



VA-30
AC: 401702
AA4-04-4096



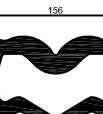
VA-45
AC: 401703
AA4-04-4097



VA-60
AC: 401704
AA4-04-4098

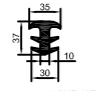


VA-80
AC: 401705
AA4-04-4099

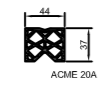


ACME-serie

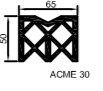
ACME 10T
AC: 961007
AA4-01-4065



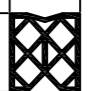
ACME 20A (EPDM)
AC: 961002
ACME 20A (CR)
AC: 961001
AA4-04-4102



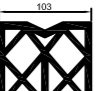
ACME 30
AC: 961005
AA4-98-4175



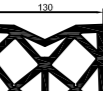
ACME 35
AC: 961006
AA4-04-4104A



ACME 45
AC: 961004
AA4-04-4105

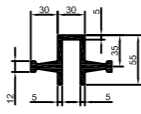


ACME 60
AC: 961008
AA4-04-4106A

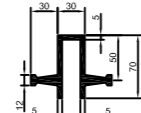


VFV-serie

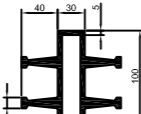
VFV 5/3
AC: 968701
AA4-04-4107



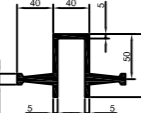
VFV 7/3
AC: 968702
AA4-04-4108



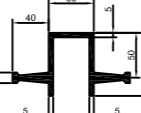
VFV 10/3
AC: nnb
AA4-04-4111



VFV 7/4
AC: 968703
AA4-04-4109

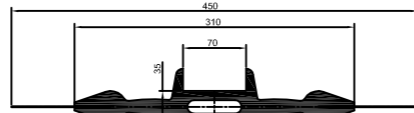


VFV 7/5
AC: 968704
AA4-04-4110

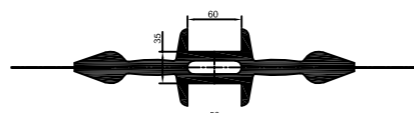


RMD-serie

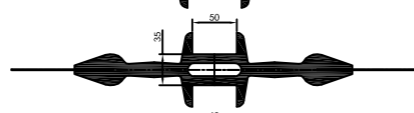
RMD 450/70
AC: 968607
AA3-04-3088



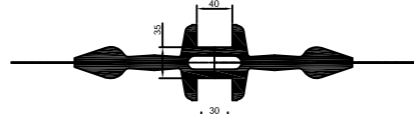
RMD 450/60
AC: 968606
AA4-04-4113



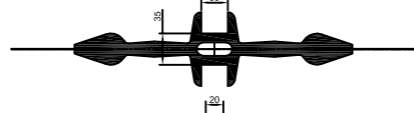
RMD 450/50
AC: 968605
AA4-04-4114



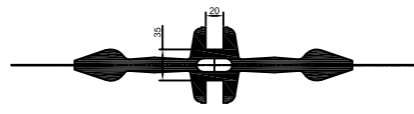
RMD 450/40
AC: 968603
AA4-04-4115



RMD 450/30
AC: 968602
AA4-04-4116

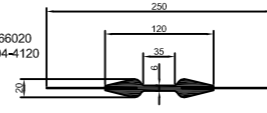


RMD 450/20
AC: 968601
AA4-04-4117

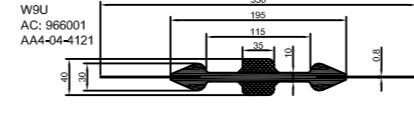


W9/11-serie

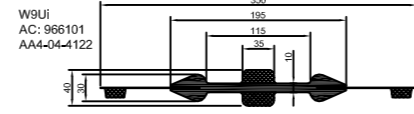
W11
AC: 966020
AA4-04-4120



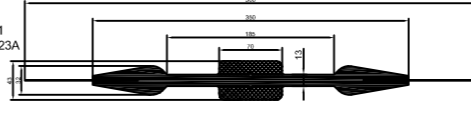
W9U
AC: 966001
AA4-04-4121



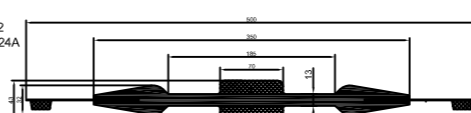
W9Ui
AC: 966101
AA4-04-4122



W9CUi
AC: 966021
AA4-04-4123A

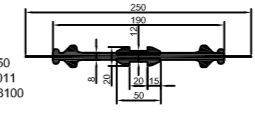


W9CUI
AC: 966022
AA4-04-4124A

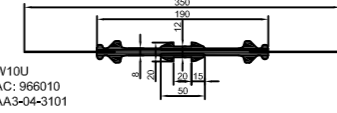


W10-serie

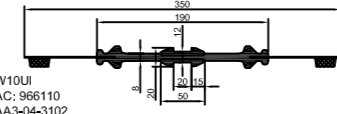
W10U-250
AC: 966011
AA3-04-3100



W10U
AC: 966010
AA3-04-3101

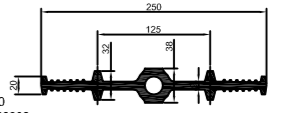


W10Ui
AC: 966110
AA3-04-3102

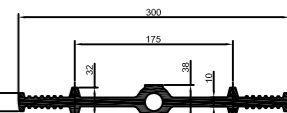


F/FM-serie

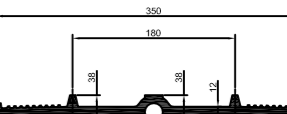
FM 250
AC: 968302
AA3-04-3095



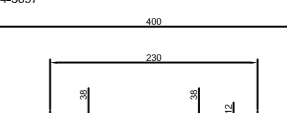
FM 300
AC: 968303
AA3-04-3096




FM 350
AC: 968304
AA3-04-3097



FM 400
AC: 968305
AA3-04-3098

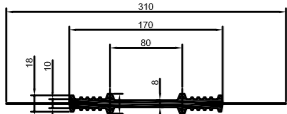


FM 500
AC: 968306
AA4-04-3099

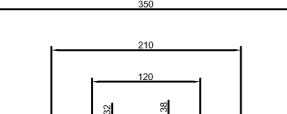


FS/FMS-serie


FS310
AC: nnb
AA3-04-3089




FMS350
AC: 968401
AA3-04-3090



FMS400
AC: 968402
AA3-04-3091

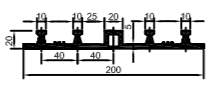


FMS500
AC: 968403
AA3-04-3092

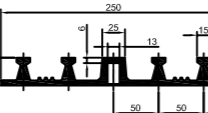


AM-serie

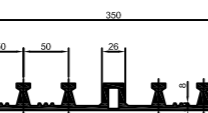
AM 200
AC: 968105
AA4-02-4146



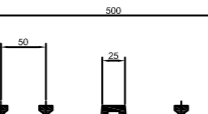
AM 250
AC: 968101
AA3-04-3085



AM 350
AC: 968102
AA3-04-3086

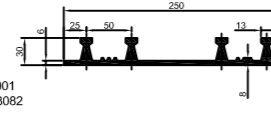


AM 500
AC: 968104
AA3-04-3087

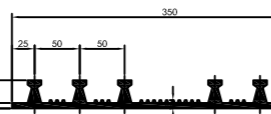


A-serie

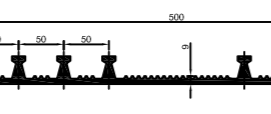
A 250
AC: 968001
AA3-04-3082



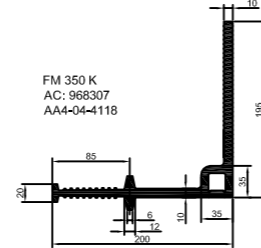
A 350
AC: 968002
AA3-04-3083



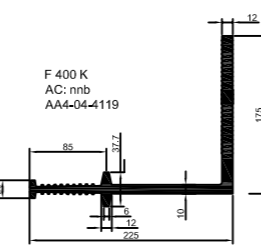
A 500
AC: 968003
AA3-04-3084



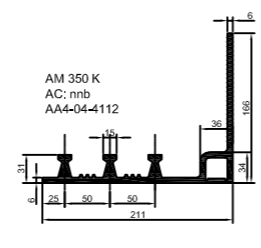
FM 350 K
AC: 968307
AA4-04-4118



F 400 K
AC: nnb
AA4-04-4119

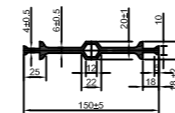


AM 350 K
AC: nnb
AA4-04-4112

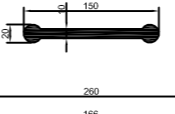


W-serie

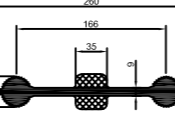
W12
AC: 964030
AA4-04-4011



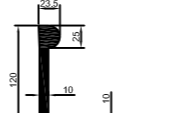
W1B
AC: 966301
AA4-04-4125



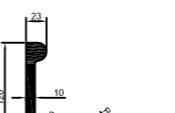
W2U
AC: 966201
AA3-04-3103



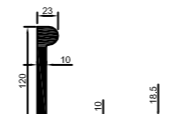
W2L
AC: 964001
AA4-04-4126



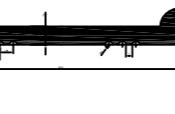
W2LS
AC: 964011
AA4-03-4025



W5L
AC: 964003
AA4-02-4214

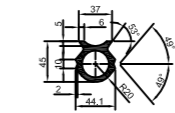


W5B
AC: 964010
AA3-04-3104-A

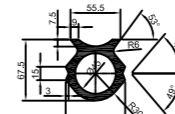


ECS-serie

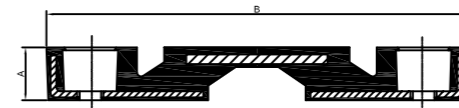
ECS 45/44 CJ
AC: 964101
AA4-95-4239



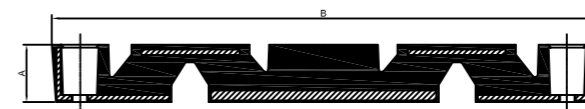
ECS 67/66 CJ
AC: 964102
AA4-03-4088



Transflex-serie



Model	Beweging	Lengte	Hoogte		Gewicht
			A	B	
150	38 mm	1750 mm	35 mm	240 mm	28 kg
200	50 mm	1830 mm	40 mm	274 mm	45 kg
250	65 mm	1830 mm	46 mm	356 mm	62 kg
300	80 mm	1830 mm	54 mm	432 mm	88 kg



Model	Beweging	Lengte	Hoogte		Gewicht
			A	B	
400	102 mm	1830 mm	54 mm	590 mm	150 kg
650	165 mm	1830 mm	75 mm	724 mm	260 kg
900	230 mm	1830 mm	93 mm	890 mm	375 kg
1300	330 mm	1220 mm	127 mm	1207 mm	438 kg

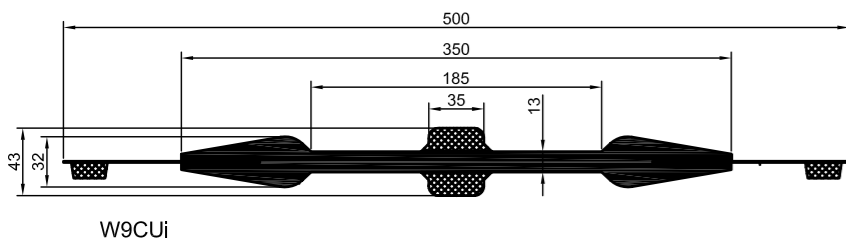
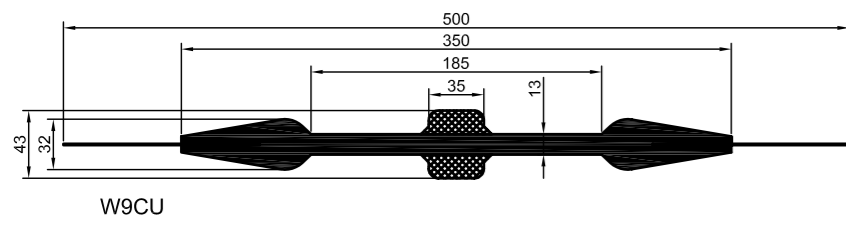
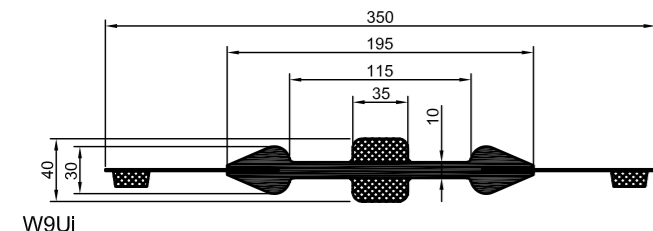
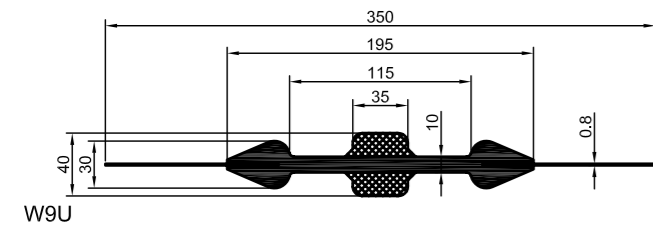


TRELLEBORG
ENGINEERED SYSTEMS
Tekening AA0-04-0001 D

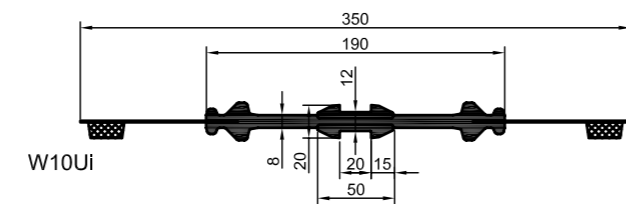
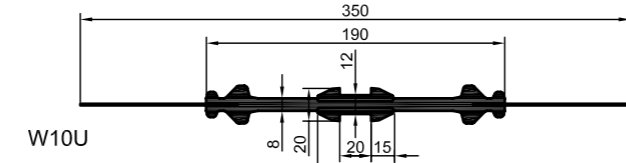
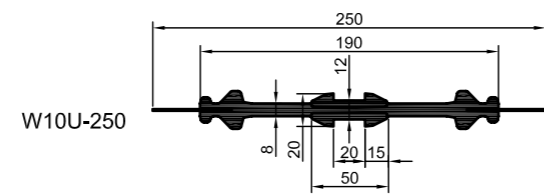
RUBBERPROFIELEN INFRASTRUCTUUR



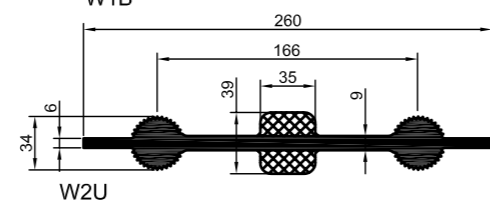
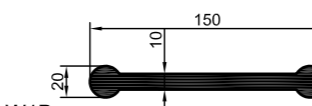
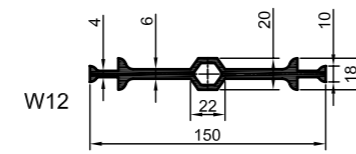
W9-serie



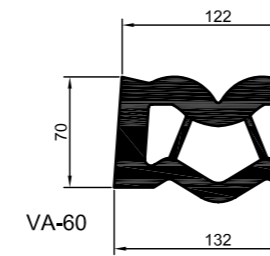
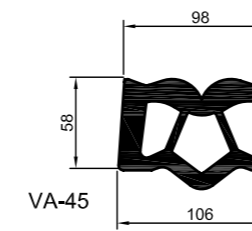
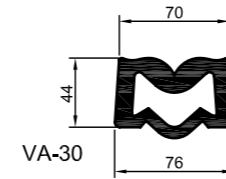
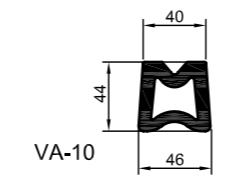
W10-serie



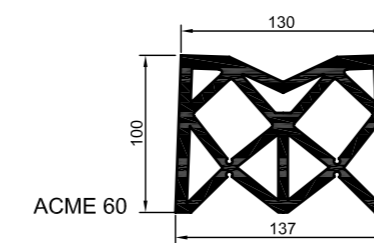
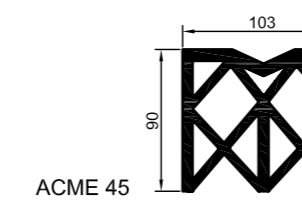
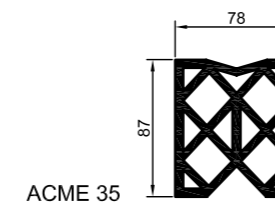
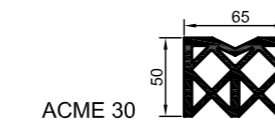
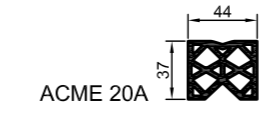
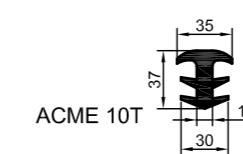
W-serie



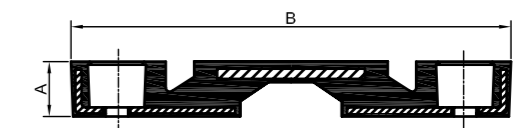
VA-serie



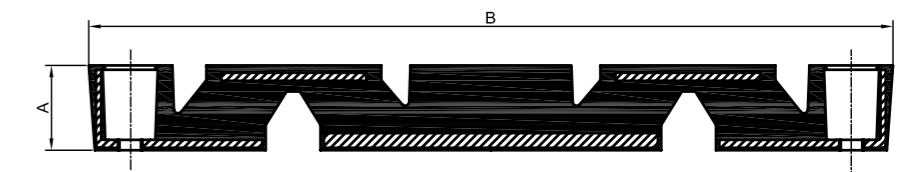
ACME-serie



Transflex-serie

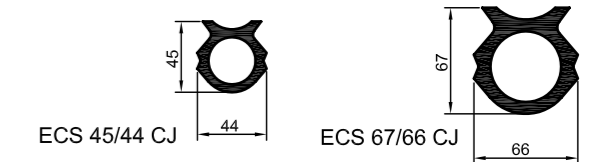


Model	Movement	Length	Height	Width	Weight
150	38 mm	1750 mm	35 mm	240 mm	28 kg
200	50 mm	1830 mm	40 mm	274 mm	45 kg
250	65 mm	1830 mm	46 mm	356 mm	62 kg
300	80 mm	1830 mm	54 mm	432 mm	88 kg

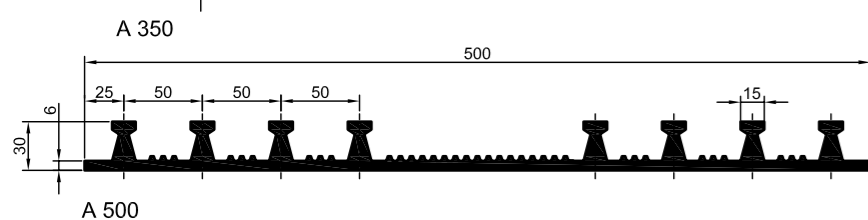
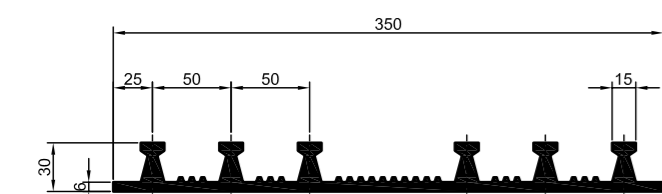
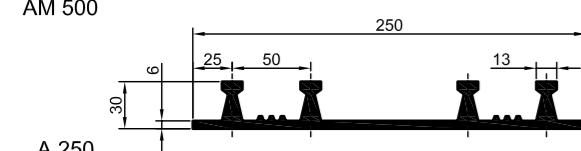
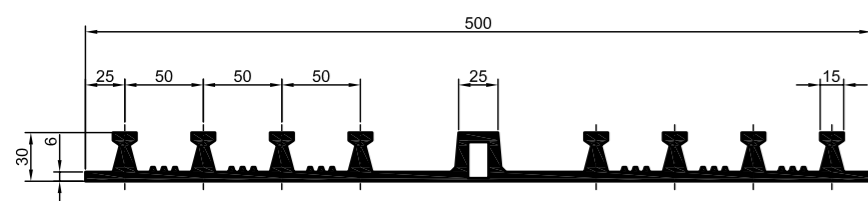
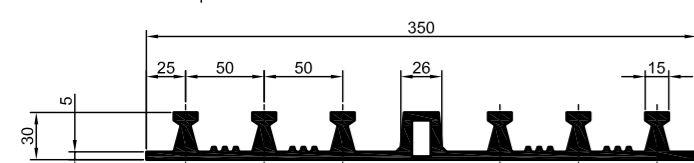
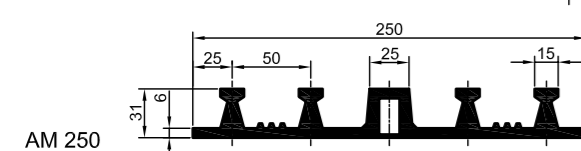
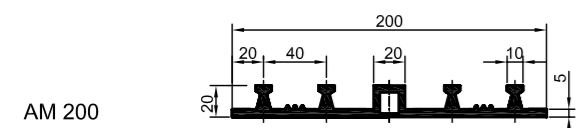


Model	Movement	Length	Height	Width	Weight
400	102 mm	1830 mm	54 mm	590 mm	150 kg
650	165 mm	1830 mm	75 mm	724 mm	260 kg
900	230 mm	1830 mm	93 mm	890 mm	375 kg
1300	330 mm	1220 mm	127 mm	1207 mm	438 kg

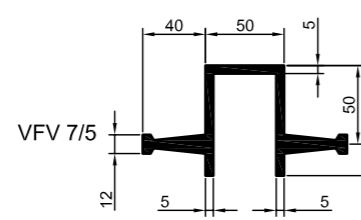
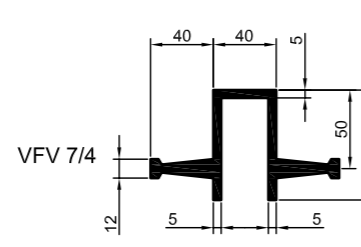
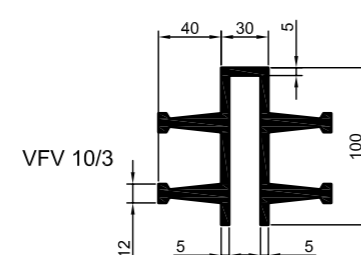
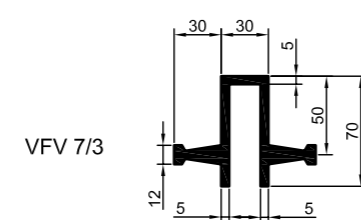
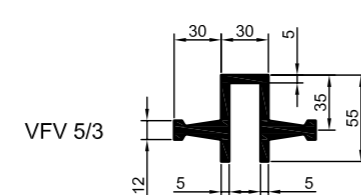
ECS-serie



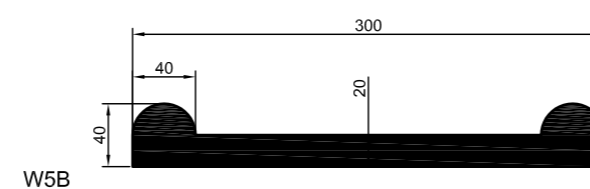
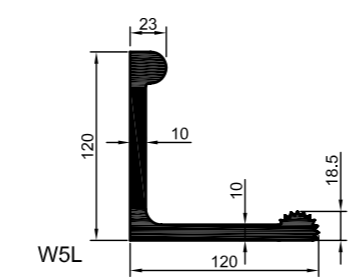
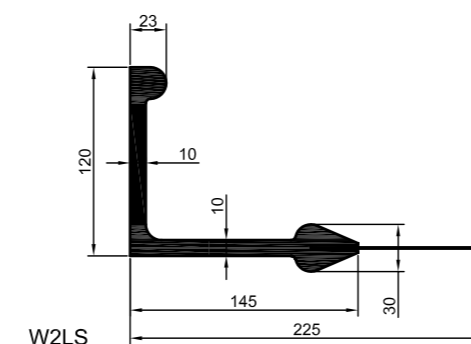
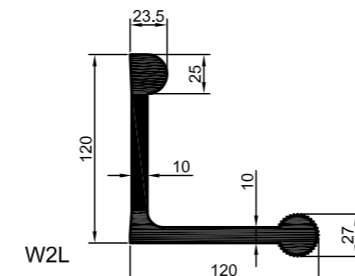
AM/A-serie



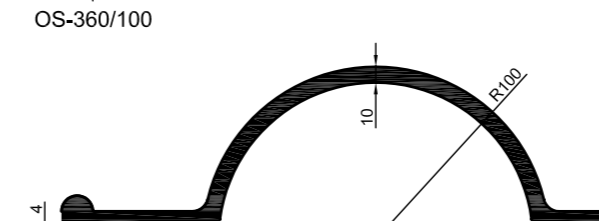
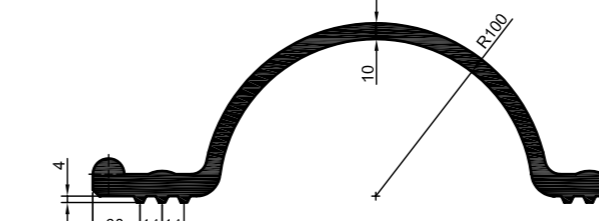
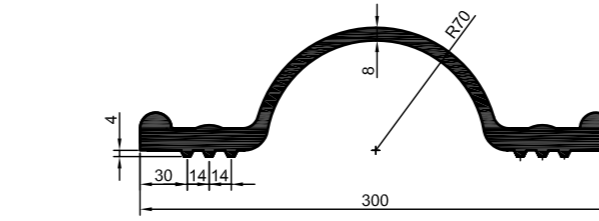
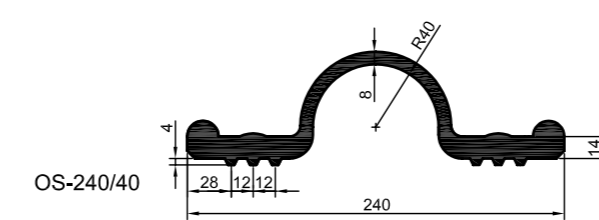
VFV-serie



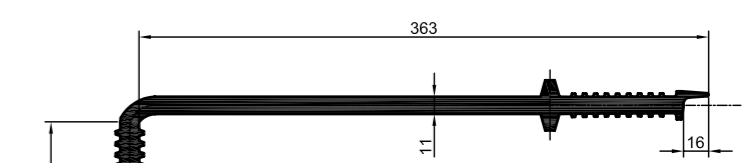
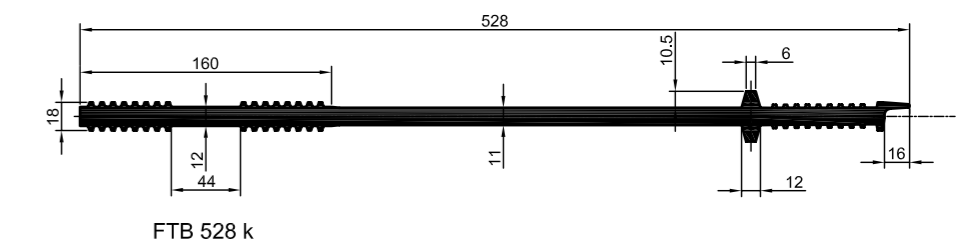
W-serie



OMEGA



FTB-serie



Verlengde kerkweg 15, P.O. Box 4007, 2980 GA, Ridderkerk, The Netherlands.
 Phone: +31(0)180 49 55 55, Telefax: +31(0)180 43 30 80
 E-mail: bakker@trelleborg.com, Internet: www.trelleborg.com/bakker