



**SMS**  
**SMS 1145**

# SMS

## SMS 1145

### MATERIAL MATIÈRE MATERIAL

SS = Stainless steel Inox

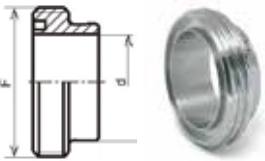
### SIZE DIMENSIONS DIMENSIONES

From DN 25 to 100 mm

### THREAD FILETAGE ROSCA

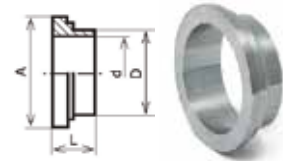
SMS 681

#### MALE PART NEZ FILETÉ



DN	F	d
25	1"	40x1/6"
38	1 1/2"	60x1/6"
51	2"	70x1/6"
63	2 1/2"	85x1/6"
76	3"	98x1/6"
104	4"	125x1/4"

#### FEMALE PART PIÈCE LISSE



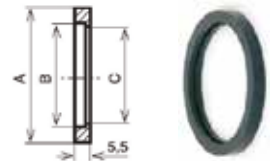
A	d
35,5	22,5
55	35,5
65	48,5
80	60,5
93	72,9
118	100

#### NUT ECROU

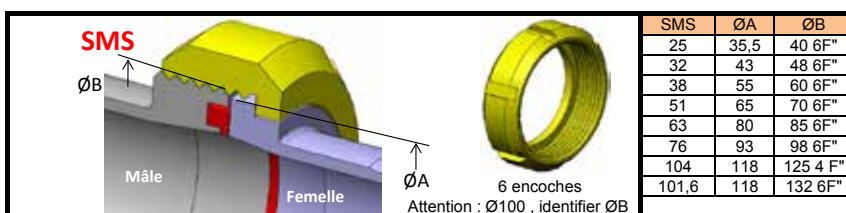


F	A	B	L
40x1/6"	51	32,5	19
60x1/6"	74	48,5	23
70x1/6"	84	61	24
85x1/6"	100	74	28
98x1/6"	114	87	30
125x1/4"	138	113	31

#### GASKET JOINT DE RACCORD







A	B	C
32	25	22,5
48	38	35,5
61	51	48,5
73,5	63,5	60,5
86	76	72,9
116	104	100



SMS	ØA	ØB
25	35,5	40 6F"
32	43	48 6F"
38	55	60 6F"
51	65	70 6F"
63	80	85 6F"
76	93	98 6F"
104	118	125 4 F"
101,6	118	132 6F"

AL = Aluminium BR = Brass Laiton Latón ST = Steel Acier Acero SS = Stainless steel Inox PP = Polypropylene

## Trelleborg Fittings 2015

		ID coupling Diam. raccord Diam. racor	ID shank Diam. douille Diam. espiga	Ref.	Notes
 <p>Female. Serrated hose shank. For circlip. <b>Femelle. Douille crantée. Pour jonc.</b> <b>Hembra. Caña acanalada. Para anillo.</b></p>	<p>PAGE 99. Circlip and ferrule. <b>Jupe et jonc.</b> <b>Junta y anillo.</b></p>	SS 316L	25	25	011 69 83
			32	32	510 02 86
			38	38	011 69 17
			51	51	011 69 19
			63	63	011 68 63
			76	63	011 78 71
			76	76	011 69 21
			104	101,5	011 69 23
 <p>Male. Serrated hose shank. For circlip. <b>Mâle. Douille crantée. Pour jonc.</b> <b>Macho. Caña acanalada. Para anillo.</b></p>	<p>PAGE 99. Circlip and ferrule. <b>Jupe et jonc.</b> <b>Junta y anillo.</b></p>	SS 316L	25	25	011 69 84
			32	32	510 02 85
			38	38	011 69 16
			51	51	011 69 18
			63	63	011 68 64
			76	76	011 69 20
			104	101,5	011 69 22
			 <p>Nut. <b>Ecrou.</b> <b>Tuerca.</b></p>		SS 304
32		510 02 84			
38		011 68 72			
51		011 68 62			
63		011 68 65			
76		011 68 68			
104		011 68 74			
 <p>Gasket. For male SMS. <b>Joint. Pour mâle SMS.</b> <b>Junta. Para macho SMS.</b></p>		EPDM			
			38		510 05 83
			51		510 05 84
			63		510 05 85
			76		510 05 86
			104		510 05 87

AL = Aluminium BR = Brass Laiton Latón ST = Steel Acier Acero SS = Stainless steel Inox PP = Polypropylene

## Trelleborg Fittings 2015

		ID coupling Diam. raccord Diam. racor	ID shank Diam. douille Diam. espiga	Ref.	Notes
	Spanner. <b>Clé de serrage.</b> <i>Llave de presion.</i>	SS 304		510 15 43	
	Female. Serrated hose shank. With collar. <b>Femelle. Douille crantée. A collerette.</b> <i>Hembra. Caña acanalada. Con cuello.</i>	SS 316L	25	25	510 18 29
			38	38	510 18 13
			51	51	510 18 31
			63	63	510 18 32
			76	76	510 18 33
			104	101,5	510 20 29
	Male. Serrated hose shank. With collar. <b>Mâle. Douille crantée. A collerette.</b> <i>Macho. Caña acanalada. Con cuello.</i>	SS 316L	25	25	510 18 34
			38	38	510 18 35
			51	51	510 18 36
			63	63	510 18 37
			76	76	510 18 38
			104	101,5	510 22 93
	Female. Smooth shank. With collar. <b>Femelle. Douille lisse. A collerette.</b> <i>Hembra. Caña lisa. Con cuello.</i>	SS 316L	25	25	500 50 04
			38	38	500 50 06
			51	50,5	500 50 08
			63	63	510 18 48
	Male. Smooth shank. With collar. <b>Mâle. Douille lisse. A collerette.</b> <i>Macho. Caña lisa. Con cuello.</i>	SS 316L	25	25	500 50 03
			38	38	500 50 05
			51	50,5	500 50 07
			63	63	510 18 49
	Female for welding. <b>Femelle à souder.</b> <i>Hembra para soldar.</i>	SS 316L	25	25	510 05 72
			38	38	510 05 29
			51	51	510 05 27
			63	63,5	510 05 73
			76	76,1	510 05 74
			104	104	510 05 75
	Male for welding. <b>Mâle à souder.</b> <i>Macho para soldar.</i>	SS 316L	25	25	510 05 76
			38	38	510 05 77
			51	51	510 05 78
			63	63,5	510 05 79
			76	76,1	510 05 80
			104	104	510 05 81