


AS568 O-Rings





Your Partner for Sealing Technology

Trelleborg Sealing Solutions is a major international developer, manufacturer and supplier of seals, bearings and molded components in polymers. We are uniquely placed to offer dedicated design and development from our market-leading product and material portfolio: a one-stop-shop providing the best in elastomer, silicone, thermoplastic, PTFE and composite technologies for applications in aerospace, industrial and automotive industries.

With 50 years of experience, Trelleborg Sealing Solutions engineers support customers with design, prototyping, production, test and installation using state-of-the-art design tools. An international network of over 80 facilities worldwide includes over 20 manufacturing sites, strategically-positioned research and development centers, including materials and development laboratories and locations specializing in design and applications.

Developing and formulating materials in-house, we utilize the resource of our material database, including over 2,000

proprietary compounds and a range of unique products. Trelleborg Sealing Solutions fulfills challenging service requirements, supplying standard parts in volume or a single custom-manufactured component, through our integrated logistical support, which effectively delivers over 40,000 sealing products to customers worldwide.

Trelleborg Sealing Solutions facilities are certified according to current market-related quality standards. In addition to the established ISO 9001 standard, our facilities are certified to environmental, health and safety standards, as well as specific customer specifications. These certifications are in many cases prerequisites, allowing us to comply to all market segment requirements.



The information in this catalog is intended for general reference only and not for specific applications. Application limits for pressure, temperature, speed and media are maximum values determined in laboratory conditions. In application, due to operating parameters, maximum values may not be achievable. Customers must satisfy themselves of a product and material's suitability for their individual applications. Any reliance on information is therefore at the user's own risk. In no event will Trelleborg Sealing Solutions be liable for any loss, damage, claim or expense directly or indirectly arising or resulting from the use of any information provided in this catalog. While every effort is made to ensure the accuracy of information contained herewith, Trelleborg Sealing Solutions cannot warrant the accuracy or completeness of information.

Contact your local Customer Solution Center to obtain the best recommendation for a specific application from Trelleborg Sealing Solutions. This edition supersedes all previous catalogs. This catalog or any part of it may not be reproduced without permission.

© All trademarks are the property of Trelleborg Group. The turquoise color is a registered trademark of Trelleborg Group. © 2022, Trelleborg Group. All rights reserved.



Contents

5	General Information
5	Description
5	Advantages
5	Applications
6	Method of Operation
7	Materials
7	Quality Criteria
7	Ordering Example

8	Product Range
8	O-Ring Dimensions in Accordance with AS568 and ISO 3601-1
17	O-Ring Dimensions for Straight Thread Tube Fittings

18	General Quality Criteria and Storage Guidelines
-----------	--

22	Digital Services
-----------	-------------------------

! This page is intentionally left blank.



■ General Information

DESCRIPTION

O-Rings offer the designer an efficient and economical sealing element for a wide range of static or dynamic applications.

Inexpensive production methods and its ease of use have made the O-Ring the most widely used seal.

A broad range of elastomer materials for both standard and special applications allow the O-Ring to be used to seal practically all liquid and gaseous media.

O-Rings are vulcanized in molds and are characterized by their circular form with annular cross section. The dimensions of the O-Ring are defined by the inside diameter d_1 and the cross section d_2 (Figure 1).

AS568 O-Ring sizes are available with cross sections of approximately 0.040 inch / 1.02 mm to 0.275 inch / 6.99 mm and inside diameters up to 26.000 inch / 660.40 mm and more.

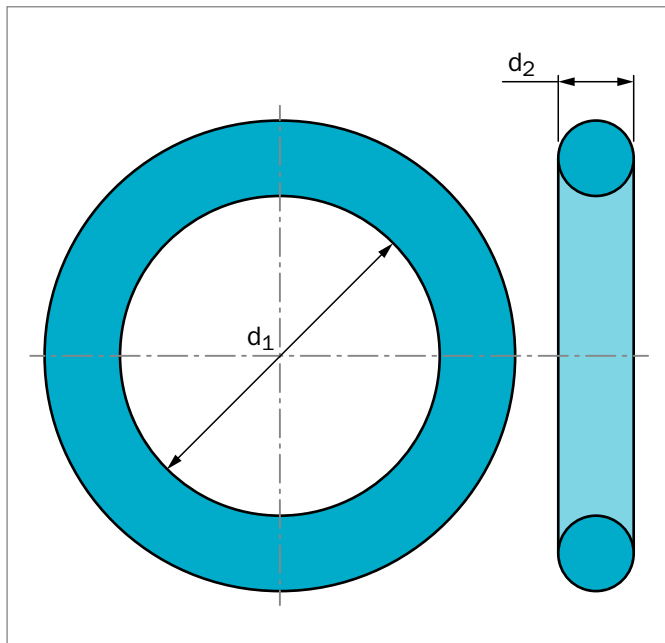


Figure 1: O-Ring dimensioning

ADVANTAGES

Compared with other sealing elements, the O-Ring has a wide range of advantages:

- Simple, one-piece groove design reduces hardware and design costs
- Compact design allows smaller hardware
- Easy, failsafe installation reduces risk
- Applicable to a wide range of sealing applications: static, dynamic, single- or double-acting

APPLICATIONS

O-Rings are used as sealing elements or energizing elements for hydraulic slipper seals and wipers and thus cover a large number of fields of application. There are no areas of industry where the O-Ring is not used. From an individual seal for repairs or maintenance, to a quality assured application in aerospace, automotive or general engineering.

The O-Ring is used predominantly for static sealing applications:

- As a radial static seal, e.g. for bushings, covers, pipes, cylinders
- As an axial static seal, e.g. for flanges, plates, caps.

O-Rings in dynamic applications are recommended **only for moderate service conditions**. They are limited by the speed and the pressure against which they are to seal:

- For low duty sealing of reciprocating pistons, rods, plungers, etc.
- For sealing of slowly pivoting, rotating or spiral movements on shafts, spindles, rotary transmissions leadthroughs, etc.



METHOD OF OPERATION

O-Rings are double-acting sealing elements. The initial squeeze, which acts in a radial or axial direction depending on the installation, gives the O-Ring its initial sealing capability. This force is superimposed with the system pressure to create the total sealing force, which increases as the system pressure increases (Figure 2).

Under pressure, the O-Ring behaves in a similar way to a fluid with high surface tension. The pressure is transmitted uniformly in all directions.

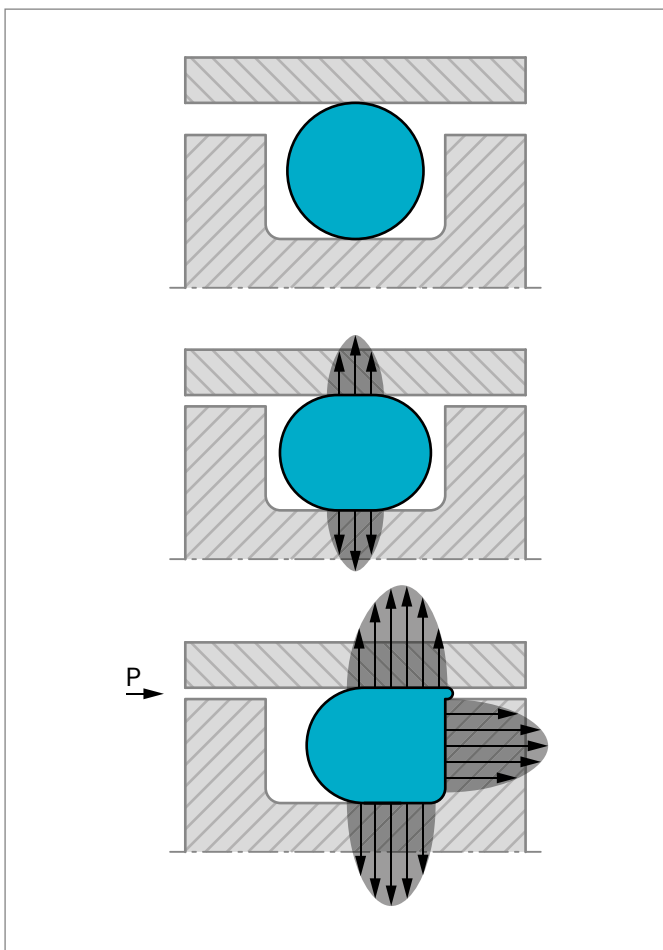


Figure 2: O-Ring sealing forces without and with system pressure



MATERIALS

Table 1: General field of application

Material and Properties	Applications	Operating Temperature			
		Normal		Short period	
		°F	°C	°F	°C
FKM (Fluorocarbon Rubber) - Non-flammability, low gas permeability - Excellent resistance to ozone, weathering and aging	FKM is also often used with mineral based oils and greases at high temperatures	-4 to +392	-20 to +200	up to +446	up to +230
NBR (Nitrile Butadiene Rubber) - The properties of nitrile rubber depend mainly on the ACN content, which ranges between 18% and 50% - Good mechanical properties	NBR is mostly used with mineral based oils and greases	-22 to +212	-30 to +100	up to +248	up to +120

QUALITY CRITERIA

O-Rings ordered using the material codes specified in Table 2 meet dimensional tolerances according to AS568 / ISO 3601-1 Class A.

Features (Quality Index (Standard)):

1. Individual material data sheets upon request
2. ID & CS tolerances: AS568 / ISO 3601-1 Class A
3. Surface quality: ISO 3601-1 Grade N. ISO 2859-1. AQL 1.0. general inspection level II. normal

Table 2: Materials for AS568 / ISO 3601-1 Class A O-Rings

Material Code	Type	Hardness Shore A	Color
N7AS	NBR	70	Black
N9AS	NBR	90	Black
VCAS	FKM	75	Brown
V9AS	FKM	90	Black

ORDERING EXAMPLE

Type:	O-Ring, AS568 and ISO 3601-1 reference no. 149
Dimensions:	Inside diameter $d_1 = 2.800$ inch (71.12 mm) Cross section $d_2 = 0.103$ inch (2.62 mm)
Material:	NBR 70 (Nitrile-Butadiene Rubber 70 Shore A)

TSS Article No. **OR AR 00149 - N7AS**

TSS Article - Group _____
 Standard AS568/ISO 3601-1 _____
 Size Code (Dash-No.) _____
 Quality Index (Standard) _____
 Material Code (Standard) _____

Other material codes for specific AS568 sizes available upon request. Contact your local Customer Solutions Center to obtain the best recommendation from Trelleborg Sealing Solutions.



■ Product Range

O-RING DIMENSIONS IN ACCORDANCE WITH AS568 AND ISO 3601-1

The following tables show the preferred O-Ring dimensions in accordance with the American standard AS568 and the international standard ISO 3601-1, including appropriate reference numbers.

AS568 O-Rings are identical with the ISO 3601-1 Class A standard and available in the materials specified in Table 2.

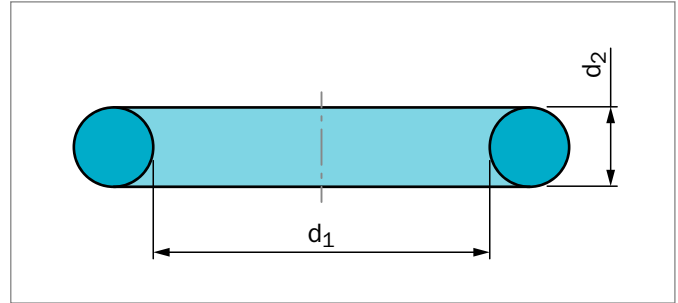


Figure 3: O-Ring dimensions

Table 3: AS568 / ISO 3601-1 Class A O-Rings - Inch and Metric

TSS Part No.	Dash No. AS568 ISO 3601-1	Inside-Ø		Cross-Section-Ø		Inside-Ø		Cross-Section-Ø	
		d ₁	Tolerance ±	d ₂	Tolerance ±	d ₁	Tolerance ±	d ₂	Tolerance ±
		inch				mm			
ORAR00001	001	0.029		0.040		0.74		1.02	
ORAR00002	002	0.042	0.004	0.050		1.07	0.10	1.27	
ORAR00003	003	0.056		0.060		1.42		1.52	
ORAR00004	004	0.070		0.070		1.78		1.78	
ORAR00005	005	0.101		0.070		2.57		1.78	
ORAR00006	006	0.114		0.070		2.90		1.78	
ORAR00007	007	0.145		0.070		3.68		1.78	
ORAR00008	008	0.176		0.070		4.47		1.78	
ORAR00009	009	0.208	0.005	0.070		5.28	0.13	1.78	
ORAR00010	010	0.239		0.070		6.07		1.78	
ORAR00011	011	0.301		0.070		7.65		1.78	
ORAR00012	012	0.364		0.070	0.003	9.25		1.78	0.08
ORAR00013	013	0.426		0.070		10.82		1.78	
ORAR00014	014	0.489		0.070		12.42		1.78	
ORAR00015	015	0.551	0.007	0.070		14.00	0.18	1.78	
ORAR00016	016	0.614		0.070		15.60		1.78	
ORAR00017	017	0.676		0.070		17.17		1.78	
ORAR00018	018	0.739	0.009	0.070		18.77	0.23	1.78	
ORAR00019	019	0.801		0.070		20.35		1.78	
ORAR00020	020	0.864		0.070		21.95		1.78	
ORAR00021	021	0.926		0.070		23.52		1.78	
ORAR00022	022	0.989		0.070		25.12		1.78	
ORAR00023	023	1.051	0.010	0.070		26.70	0.25	1.78	
ORAR00024	024	1.114		0.070		28.30		1.78	



TSS Part No.	Dash No. AS568 ISO 3601-1	Inside-Ø		Cross-Section-Ø		Inside-Ø		Cross-Section-Ø	
		d ₁	Tolerance ±	d ₂	Tolerance ±	d ₁	Tolerance ±	d ₂	Tolerance ±
		inch				mm			
ORAR00025	025	1.176		0.070		29.87		1.78	
ORAR00026	026	1.239	0.011	0.070		31.47	0.28	1.78	
ORAR00027	027	1.301		0.070		33.05		1.78	
ORAR00028	028	1.364		0.070		34.65		1.78	
ORAR00029	029	1.489	0.013	0.070		37.82	0.33	1.78	
ORAR00030	030	1.614		0.070		41.00		1.78	
ORAR00031	031	1.739	0.015	0.070		44.17	0.38	1.78	
ORAR00032	032	1.864		0.070		47.35		1.78	
ORAR00033	033	1.989		0.070		50.52		1.78	
ORAR00034	034	2.114		0.070		53.70		1.78	
ORAR00035	035	2.239	0.018	0.070		56.87	0.46	1.78	
ORAR00036	036	2.364		0.070		60.05		1.78	
ORAR00037	037	2.489		0.070		63.22		1.78	
ORAR00038	038	2.614		0.070		66.40		1.78	
ORAR00039	039	2.739	0.020	0.070		69.57	0.51	1.78	
ORAR00040	040	2.864		0.070		72.75		1.78	
ORAR00041	041	2.989		0.070		75.92		1.78	
ORAR00042	042	3.239	0.024	0.070		82.27	0.61	1.78	
ORAR00043	043	3.489		0.070		88.62		1.78	
ORAR00044	044	3.739	0.027	0.070	0.003	94.97	0.69	1.78	0.08
ORAR00045	045	3.989		0.070		101.32		1.78	
ORAR00046	046	4.239		0.070		107.67		1.78	
ORAR00047	047	4.489	0.030	0.070		114.02	0.76	1.78	
ORAR00048	048	4.739		0.070		120.37		1.78	
ORAR00049	049	4.989	0.037	0.070		126.72	0.94	1.78	
ORAR00050	050	5.239		0.070		133.07		1.78	
ORAR00102	102	0.049		0.103		1.24		2.62	
ORAR00103	103	0.081		0.103		2.06		2.62	
ORAR00104	104	0.112		0.103		2.84		2.62	
ORAR00105	105	0.143		0.103		3.63		2.62	
ORAR00106	106	0.174		0.103		4.42		2.62	
ORAR00107	107	0.206	0.005	0.103		5.23	0.13	2.62	
ORAR00108	108	0.237		0.103		6.02		2.62	
ORAR00109	109	0.299		0.103		7.59		2.62	
ORAR00110	110	0.362		0.103		9.19		2.62	
ORAR00111	111	0.424		0.103		10.77		2.62	
ORAR00112	112	0.487		0.103		12.37		2.62	
ORAR00113	113	0.549	0.007	0.103		13.94	0.18	2.62	
ORAR00114	114	0.612		0.103		15.54		2.62	
ORAR00115	115	0.674	0.009	0.103		17.12	0.23	2.62	



TSS Part No.	Dash No. AS568 ISO 3601-1	Inside-Ø		Cross-Section-Ø		Inside-Ø		Cross-Section-Ø	
		d ₁	Tolerance ±	d ₂	Tolerance ±	d ₁	Tolerance ±	d ₂	Tolerance ±
		inch				mm			
ORAR00116	116	0.737	0.009	0.103	0.003	18.72	0.23	2.62	0.08
ORAR00117	117	0.799	0.010	0.103		20.29	0.25	2.62	
ORAR00118	118	0.862		0.103		21.89		2.62	
ORAR00119	119	0.924		0.103		23.47		2.62	
ORAR00120	120	0.987		0.103		25.07		2.62	
ORAR00121	121	1.049		0.103		26.64		2.62	
ORAR00122	122	1.112	0.103	28.24		2.62			
ORAR00123	123	1.174	0.012	0.103		29.82	0.30	2.62	
ORAR00124	124	1.237		0.103		31.42		2.62	
ORAR00125	125	1.299		0.103		32.99		2.62	
ORAR00126	126	1.362		0.103		34.59		2.62	
ORAR00127	127	1.424		0.103		36.17		2.62	
ORAR00128	128	1.487	0.103	37.77		2.62			
ORAR00129	129	1.549	0.015	0.103		39.34	0.38	2.62	
ORAR00130	130	1.612		0.103		40.94		2.62	
ORAR00131	131	1.674		0.103		42.52		2.62	
ORAR00132	132	1.737		0.103		44.12		2.62	
ORAR00133	133	1.799		0.103		45.69		2.62	
ORAR00134	134	1.862	0.103	47.29		2.62			
ORAR00135	135	1.925	0.017	0.103		48.90	0.43	2.62	
ORAR00136	136	1.987		0.103		50.47		2.62	
ORAR00137	137	2.050		0.103		52.07		2.62	
ORAR00138	138	2.112		0.103		53.64		2.62	
ORAR00139	139	2.175		0.103		55.25		2.62	
ORAR00140	140	2.237	0.020	0.103		56.82	0.51	2.62	
ORAR00141	141	2.300		0.103		58.42		2.62	
ORAR00142	142	2.362		0.103		59.99		2.62	
ORAR00143	143	2.425		0.103		61.60		2.62	
ORAR00144	144	2.487		0.103		63.17		2.62	
ORAR00145	145	2.550	0.022	0.103		64.77	0.56	2.62	
ORAR00146	146	2.612		0.103		66.34		2.62	
ORAR00147	147	2.675		0.103	67.95	2.62			
ORAR00148	148	2.737		0.103	69.52	2.62			
ORAR00149	149	2.800		0.103	71.12	2.62			
ORAR00150	150	2.862	0.024	0.103	72.69	0.71	2.62		
ORAR00151	151	2.987		0.103	75.87		2.62		
ORAR00152	152	3.237		0.103	82.22		2.62		
ORAR00153	153	3.487		0.103	88.57		2.62		
ORAR00154	154	3.737		0.028	0.103		94.92	2.62	
ORAR00155	155	3.987	0.103		101.27	2.62			



TSS Part No.	Dash No. AS568 ISO 3601-1	Inside-Ø		Cross-Section-Ø		Inside-Ø		Cross-Section-Ø	
		d ₁	Tolerance ±	d ₂	Tolerance ±	d ₁	Tolerance ±	d ₂	Tolerance ±
		inch				mm			
ORAR00156	156	4.237		0.103		107.62		2.62	
ORAR00157	157	4.487	0.030	0.103		113.97	0.76	2.62	
ORAR00158	158	4.737		0.103		120.32		2.62	
ORAR00159	159	4.987		0.103		126.67		2.62	
ORAR00160	160	5.237		0.103		133.02		2.62	
ORAR00161	161	5.487	0.035	0.103		139.37	0.89	2.62	
ORAR00162	162	5.737		0.103		145.72		2.62	
ORAR00163	163	5.987		0.103		152.07		2.62	
ORAR00164	164	6.237		0.103		158.42		2.62	
ORAR00165	165	6.487	0.040	0.103		164.77	1.02	2.62	
ORAR00166	166	6.737		0.103		171.12		2.62	
ORAR00167	167	6.987		0.103	0.003	177.47		2.62	0.08
ORAR00168	168	7.237		0.103		183.82		2.62	
ORAR00169	169	7.487	0.045	0.103		190.17	1.14	2.62	
ORAR00170	170	7.737		0.103		196.52		2.62	
ORAR00171	171	7.987		0.103		202.87		2.62	
ORAR00172	172	8.237		0.103		209.22		2.62	
ORAR00173	173	8.487	0.050	0.103		215.57	1.27	2.62	
ORAR00174	174	8.737		0.103		221.92		2.62	
ORAR00175	175	8.987		0.103		228.27		2.62	
ORAR00176	176	9.237		0.103		234.62		2.62	
ORAR00177	177	9.487	0.055	0.103		240.97	1.40	2.62	
ORAR00178	178	9.737		0.103		247.32		2.62	
ORAR00201	201	0.171		0.139		4.34		3.53	
ORAR00202	202	0.234		0.139		5.94		3.53	
ORAR00203	203	0.296	0.005	0.139		7.52	0.13	3.53	
ORAR00204	204	0.359		0.139		9.12		3.53	
ORAR00205	205	0.421		0.139		10.69		3.53	
ORAR00206	206	0.484		0.139		12.29		3.53	
ORAR00207	207	0.546	0.007	0.139		13.87	0.18	3.53	
ORAR00208	208	0.609		0.139		15.47		3.53	
ORAR00209	209	0.671	0.009	0.139	0.004	17.04	0.23	3.53	0.10
ORAR00210	210	0.734		0.139		18.64		3.53	
ORAR00211	211	0.796		0.139		20.22		3.53	
ORAR00212	212	0.859	0.010	0.139		21.82	0.25	3.53	
ORAR00213	213	0.921		0.139		23.39		3.53	
ORAR00214	214	0.984		0.139		24.99		3.53	
ORAR00215	215	1.046		0.139		26.57		3.53	
ORAR00216	216	1.109	0.012	0.139		28.17	0.30	3.53	
ORAR00217	217	1.171		0.139		29.74		3.53	



TSS Part No.	Dash No. AS568 ISO 3601-1	Inside-Ø		Cross-Section-Ø		Inside-Ø		Cross-Section-Ø	
		d ₁	Tolerance ±	d ₂	Tolerance ±	d ₁	Tolerance ±	d ₂	Tolerance ±
		inch				mm			
ORAR00218	218	1.234	0.012	0.139	0.004	31.34	0.30	3.53	0.10
ORAR00219	219	1.296		0.139		32.92		3.53	
ORAR00220	220	1.359		0.139		34.52		3.53	
ORAR00221	221	1.421		0.139		36.09		3.53	
ORAR00222	222	1.484	0.015	0.139	0.004	37.69	0.38	3.53	0.10
ORAR00223	223	1.609		0.139		40.87		3.53	
ORAR00224	224	1.734		0.139		44.04		3.53	
ORAR00225	225	1.859	0.018	0.139	0.004	47.22	0.46	3.53	0.10
ORAR00226	226	1.984		0.139		50.39		3.53	
ORAR00227	227	2.109		0.139		53.57		3.53	
ORAR00228	228	2.234		0.139		56.74		3.53	
ORAR00229	229	2.359	0.020	0.139	0.004	59.92	0.51	3.53	0.10
ORAR00230	230	2.484		0.139		63.09		3.53	
ORAR00231	231	2.609		0.139		66.27		3.53	
ORAR00232	232	2.734	0.024	0.139	0.004	69.44	0.61	3.53	0.10
ORAR00233	233	2.859		0.139		72.62		3.53	
ORAR00234	234	2.984		0.139		75.79		3.53	
ORAR00235	235	3.109		0.139		78.97		3.53	
ORAR00236	236	3.234		0.139		82.14		3.53	
ORAR00237	237	3.359		0.139		85.32		3.53	
ORAR00238	238	3.484	0.028	0.139	0.004	88.49	0.71	3.53	0.10
ORAR00239	239	3.609		0.139		91.67		3.53	
ORAR00240	240	3.734		0.139		94.84		3.53	
ORAR00241	241	3.859		0.139		98.02		3.53	
ORAR00242	242	3.984	0.030	0.139	0.004	101.19	0.76	3.53	0.10
ORAR00243	243	4.109		0.139		104.37		3.53	
ORAR00244	244	4.234		0.139		107.54		3.53	
ORAR00245	245	4.359		0.139		110.72		3.53	
ORAR00246	246	4.484		0.139		113.89		3.53	
ORAR00247	247	4.609	0.035	0.139	0.004	117.07	0.89	3.53	0.10
ORAR00248	248	4.734		0.139		120.24		3.53	
ORAR00249	249	4.859		0.139		123.42		3.53	
ORAR00250	250	4.984	0.035	0.139	0.004	126.59	0.89	3.53	0.10
ORAR00251	251	5.109		0.139		129.77		3.53	
ORAR00252	252	5.234		0.139		132.94		3.53	
ORAR00253	253	5.359		0.139		136.12		3.53	
ORAR00254	254	5.484		0.139		139.29		3.53	
ORAR00255	255	5.609		0.139		142.47		3.53	
ORAR00256	256	5.734		0.139		145.64		3.53	
ORAR00257	257	5.859	0.139	148.82	3.53				



TSS Part No.	Dash No. AS568 ISO 3601-1	Inside-Ø		Cross-Section-Ø		Inside-Ø		Cross-Section-Ø	
		d ₁	Tolerance ±	d ₂	Tolerance ±	d ₁	Tolerance ±	d ₂	Tolerance ±
		inch				mm			
ORAR00258	258	5.984	0.035	0.139	0.004	151.99	0.89	3.53	0.10
ORAR00259	259	6.234	0.040	0.139		158.34	1.02	3.53	
ORAR00260	260	6.484		0.139		164.69		3.53	
ORAR00261	261	6.734		0.139		171.04		3.53	
ORAR00262	262	6.984		0.139		177.39		3.53	
ORAR00263	263	7.234	0.045	0.139		183.74	1.14	3.53	
ORAR00264	264	7.484		0.139		190.09		3.53	
ORAR00265	265	7.734		0.139		196.44		3.53	
ORAR00266	266	7.984		0.139		202.79		3.53	
ORAR00267	267	8.234	0.050	0.139		209.14	1.27	3.53	
ORAR00268	268	8.484		0.139		215.49		3.53	
ORAR00269	269	8.734		0.139		221.84		3.53	
ORAR00270	270	8.984		0.139		228.19		3.53	
ORAR00271	271	9.234	0.055	0.139		234.54	1.40	3.53	
ORAR00272	272	9.484		0.139		240.89		3.53	
ORAR00273	273	9.734		0.139		247.24		3.53	
ORAR00274	274	9.984		0.139		253.59		3.53	
ORAR00275	275	10.484	0.065	0.139		266.29	1.65	3.53	
ORAR00276	276	10.984		0.139		278.99		3.53	
ORAR00277	277	11.484		0.139		291.69		3.53	
ORAR00278	278	11.984		0.139	304.39	3.53			
ORAR00279	279	12.984	0.075	0.139	329.79	1.91	3.53		
ORAR00280	280	13.984		0.139	355.19		3.53		
ORAR00281	281	14.984		0.139	380.59		3.53		
ORAR00282	282	15.955		0.080	405.26		3.53		
ORAR00283	283	16.955	0.085	0.139	430.66	2.03	3.53		
ORAR00284	284	17.955		0.139	456.06		3.53		
ORAR00309	309	0.412		0.005	0.210		10.46	0.13	5.33
ORAR00310	310	0.475			0.210		12.07		5.33
ORAR00311	311	0.537	0.210		13.64	5.33			
ORAR00312	312	0.600	0.210		15.24	5.33			
ORAR00313	313	0.662	0.009	0.210	16.81	0.23	5.33		
ORAR00314	314	0.725		0.210	18.42		5.33		
ORAR00315	315	0.787		0.210	19.99		5.33		
ORAR00316	316	0.850		0.210	21.59		5.33		
ORAR00317	317	0.912	0.010	0.210	23.16	0.25	5.33		
ORAR00318	318	0.975		0.210	24.77		5.33		
ORAR00319	319	1.037		0.210	26.34		5.33		
ORAR00320	320	1.100		0.210	27.94		5.33		
ORAR00321	321	1.162	0.012	0.210	29.51	0.30	5.33		



TSS Part No.	Dash No. AS568 ISO 3601-1	Inside-Ø		Cross-Section-Ø		Inside-Ø		Cross-Section-Ø	
		d ₁	Tolerance ±	d ₂	Tolerance ±	d ₁	Tolerance ±	d ₂	Tolerance ±
		inch				mm			
ORAR00322	322	1.225		0.210		31.12		5.33	
ORAR00323	323	1.287	0.012	0.210		32.69	0.30	5.33	
ORAR00324	324	1.350		0.210		34.29		5.33	
ORAR00325	325	1.475		0.210		37.47		5.33	
ORAR00326	326	1.600		0.210		40.64		5.33	
ORAR00327	327	1.725	0.015	0.210		43.82	0.38	5.33	
ORAR00328	328	1.850		0.210		46.99		5.33	
ORAR00329	329	1.975		0.210		50.17		5.33	
ORAR00330	330	2.100		0.210		53.34		5.33	
ORAR00331	331	2.225	0.018	0.210		56.52	0.46	5.33	
ORAR00332	332	2.350		0.210		59.69		5.33	
ORAR00333	333	2.475		0.210		62.87		5.33	
ORAR00334	334	2.600	0.020	0.210		66.04	0.51	5.33	
ORAR00335	335	2.725		0.210		69.22		5.33	
ORAR00336	336	2.850		0.210		72.39		5.33	
ORAR00337	337	2.975		0.210		75.57		5.33	
ORAR00338	338	3.100		0.210		78.74		5.33	
ORAR00339	339	3.225	0.024	0.210		81.92	0.61	5.33	
ORAR00340	340	3.350		0.210		85.09		5.33	
ORAR00341	341	3.475		0.210	0.005	88.27		5.33	0.13
ORAR00342	342	3.600		0.210		91.44		5.33	
ORAR00343	343	3.725		0.210		94.62		5.33	
ORAR00344	344	3.850	0.028	0.210		97.79	0.71	5.33	
ORAR00345	345	3.975		0.210		100.97		5.33	
ORAR00346	346	4.100		0.210		104.14		5.33	
ORAR00347	347	4.225		0.210		107.32		5.33	
ORAR00348	348	4.350		0.210		110.49		5.33	
ORAR00349	349	4.475		0.210		113.67		5.33	
ORAR00350	350	4.600	0.030	0.210		116.84	0.76	5.33	
ORAR00351	351	4.725		0.210		120.02		5.33	
ORAR00352	352	4.850		0.210		123.19		5.33	
ORAR00353	353	4.975		0.210		126.37		5.33	
ORAR00354	354	5.100		0.210		129.54		5.33	
ORAR00355	355	5.225		0.210		132.72		5.33	
ORAR00356	356	5.350		0.210		135.89		5.33	
ORAR00357	357	5.475	0.037	0.210		139.07	0.94	5.33	
ORAR00358	358	5.600		0.210		142.24		5.33	
ORAR00359	359	5.725		0.210		145.42		5.33	
ORAR00360	360	5.850		0.210		148.59		5.33	
ORAR00361	361	5.975		0.210		151.77		5.33	



TSS Part No.	Dash No. AS568 ISO 3601-1	Inside-Ø		Cross-Section-Ø		Inside-Ø		Cross-Section-Ø	
		d ₁	Tolerance ±	d ₂	Tolerance ±	d ₁	Tolerance ±	d ₂	Tolerance ±
		inch				mm			
ORAR00362	362	6.225	0.040	0.210	0.005	158.12	1.02	5.33	0.13
ORAR00363	363	6.475		0.210		164.47		5.33	
ORAR00364	364	6.725		0.210		170.82		5.33	
ORAR00365	365	6.975		0.210		177.17		5.33	
ORAR00366	366	7.225	0.045	0.210	0.005	183.52	1.14	5.33	0.13
ORAR00367	367	7.475		0.210		189.87		5.33	
ORAR00368	368	7.725		0.210		196.22		5.33	
ORAR00369	369	7.975		0.210		202.57		5.33	
ORAR00370	370	8.225	0.050	0.210	0.005	208.92	1.27	5.33	0.13
ORAR00371	371	8.475		0.210		215.27		5.33	
ORAR00372	372	8.725		0.210		221.62		5.33	
ORAR00373	373	8.975		0.210		227.97		5.33	
ORAR00374	374	9.225	0.055	0.210	0.005	234.32	1.40	5.33	0.13
ORAR00375	375	9.475		0.210		240.67		5.33	
ORAR00376	376	9.725		0.210		247.02		5.33	
ORAR00377	377	9.975		0.210		253.37		5.33	
ORAR00378	378	10.475	0.060	0.210	0.005	266.07	1.52	5.33	0.13
ORAR00379	379	10.975		0.210		278.77		5.33	
ORAR00380	380	11.475	0.065	0.210	0.005	291.47	1.65	5.33	0.13
ORAR00381	381	11.975		0.210		304.17		5.33	
ORAR00382	382	12.975	0.070	0.210	0.005	329.57	1.78	5.33	0.13
ORAR00383	383	13.975		0.210		354.97		5.33	
ORAR00384	384	14.975	0.075	0.210	0.005	380.37	1.91	5.33	0.13
ORAR00385	385	15.955		0.210		405.26		5.33	
ORAR00386	386	16.955	0.080	0.210	0.005	430.66	2.03	5.33	0.13
ORAR00387	387	17.955	0.085	0.210		456.06	2.16	5.33	
ORAR00388	388	18.955	0.090	0.210	0.005	481.46	2.29	5.33	0.13
ORAR00389	389	19.955	0.095	0.210		506.86	2.41	5.33	
ORAR00390	390	20.955	0.100	0.210	0.005	532.26	2.54	5.33	0.13
ORAR00391	391	21.955		0.210		557.66		5.33	
ORAR00392	392	22.940	0.105	0.210	0.005	582.68	2.67	5.33	0.13
ORAR00393	393	23.940	0.110	0.210		608.08		2.79	
ORAR00394	394	24.940	0.115	0.210	0.005	633.48	2.92	5.33	0.13
ORAR00395	395	25.940	0.120	0.210		658.88		3.05	
ORAR00425	425	4.475	0.033	0.275	0.006	113.67	0.84	6.99	0.15
ORAR00426	426	4.600		0.275		116.84		6.99	
ORAR00427	427	4.725		0.275		120.02		6.99	
ORAR00428	428	4.850		0.275		123.19		6.99	
ORAR00429	429	4.975	0.037	0.275	0.006	126.37	0.94	6.99	0.15
ORAR00430	430	5.100		0.275		129.54		6.99	



TSS Part No.	Dash No. AS568 ISO 3601-1	Inside-Ø		Cross-Section-Ø		Inside-Ø		Cross-Section-Ø	
		d ₁	Tolerance ±	d ₂	Tolerance ±	d ₁	Tolerance ±	d ₂	Tolerance ±
		inch				mm			
ORAR00431	431	5.225	0.037	0.275	0.006	132.72	0.94	6.99	0.15
ORAR00432	432	5.350		0.275		135.89		6.99	
ORAR00433	433	5.475		0.275		139.07		6.99	
ORAR00434	434	5.600		0.275		142.24		6.99	
ORAR00435	435	5.725		0.275		145.42		6.99	
ORAR00436	436	5.850	0.040	0.275	0.006	148.59	1.02	6.99	0.15
ORAR00437	437	5.975		0.275		151.77		6.99	
ORAR00438	438	6.225		0.275		158.12		6.99	
ORAR00439	439	6.475		0.275		164.47		6.99	
ORAR00440	440	6.725		0.275		170.82		6.99	
ORAR00441	441	6.975	0.045	0.275	0.006	177.17	1.14	6.99	0.15
ORAR00442	442	7.225		0.275		183.52		6.99	
ORAR00443	443	7.475		0.275		189.87		6.99	
ORAR00444	444	7.725		0.275		196.22		6.99	
ORAR00445	445	7.975		0.275		202.57		6.99	
ORAR00446	446	8.475	0.055	0.275	0.006	215.27	1.40	6.99	0.15
ORAR00447	447	8.975		0.275		227.97		6.99	
ORAR00448	448	9.475		0.275		240.67		6.99	
ORAR00449	449	9.975		0.275		253.37		6.99	
ORAR00450	450	10.475		0.275		266.07		6.99	
ORAR00451	451	10.975	0.060	0.275	0.006	278.77	1.52	6.99	0.15
ORAR00452	452	11.475		0.275		291.47		6.99	
ORAR00453	453	11.975		0.275		304.17		6.99	
ORAR00454	454	12.475		0.275		316.87		6.99	
ORAR00455	455	12.975		0.275		329.57		6.99	
ORAR00456	456	13.475	0.070	0.275	0.006	342.27	1.78	6.99	0.15
ORAR00457	457	13.975		0.275		354.97		6.99	
ORAR00458	458	14.475		0.275		367.67		6.99	
ORAR00459	459	14.975		0.275		380.37		6.99	
ORAR00460	460	15.475		0.275		393.07		6.99	
ORAR00461	461	15.955	0.075	0.275	0.006	405.26	1.91	6.99	0.15
ORAR00462	462	16.455		0.275		417.96		6.99	
ORAR00463	463	16.955		0.080		430.66		6.99	
ORAR00464	464	17.455	0.085	0.275	0.006	443.36	2.16	6.99	0.15
ORAR00465	465	17.955		0.275		456.06		6.99	
ORAR00466	466	18.455		0.275		468.76		6.99	
ORAR00467	467	18.955	0.090	0.275	0.006	481.46	2.29	6.99	0.15
ORAR00468	468	19.455		0.275		494.16		6.99	
ORAR00469	469	19.955	0.095	0.275	0.006	506.86	2.41	6.99	0.15
ORAR00470	470	20.955		0.275		532.26		6.99	



TSS Part No.	Dash No. AS568 ISO 3601-1	Inside-Ø		Cross-Section-Ø		Inside-Ø		Cross-Section-Ø	
		d ₁	Tolerance ±	d ₂	Tolerance ±	d ₁	Tolerance ±	d ₂	Tolerance ±
		inch				mm			
ORAR00471	471	21.955	0.100	0.275	0.006	557.66	2.54	6.99	0.15
ORAR00472	472	22.940	0.105	0.275		582.68	2.67	6.99	
ORAR00473	473	23.940	0.110	0.275		608.08	2.79	6.99	
ORAR00474	474	24.940	0.115	0.275		633.48	2.92	6.99	
ORAR00475	475	25.940	0.120	0.275		658.88	3.05	6.99	

O-RING DIMENSIONS FOR STRAIGHT THREAD TUBE FITTINGS

Table 4: O-Ring dimensions for straight thread tube fittings in accordance with AS568 with valid tolerances in accordance with AS568 – Inch and Metric

TSS Part No.	Dash No. AS568	Inside-Ø		Cross-Section-Ø		Inside-Ø		Cross-Section-Ø		Tube size		
		d ₁	Tolerance ±	d ₂	Tolerance ±	d ₁	Tolerance ±	d ₂	Tolerance ±	Out- side-Ø (OD) inch		
		inch				mm						
ORAR00901	901	0.185	0.005	0.056	0.003	4.70	0.13	1.42	0.08	3/32		
ORAR00902	902	0.239		0.064		6.07		1.63		1/8		
ORAR00903	903	0.301		0.064		7.65		1.63		3/16		
ORAR00904	904	0.351		0.072		8.92		1.83		1/4		
ORAR00905	905	0.414		0.072		10.52		1.83		5/16		
ORAR00906	906	0.468	0.078	11.89	1.98	3/8						
ORAR00907	907	0.530	0.007	0.082	13.46	0.18	2.08	7/16				
ORAR00908	908	0.644	0.009	0.087	0.004	16.36	0.25	2.21	0.10	1/2		
ORAR00909	909	0.706		0.097		17.93		2.46		9/16		
ORAR00910	910	0.755		0.097		19.18		2.46		5/8		
ORAR00911	911	0.863		0.116		21.92		2.95		11/16		
ORAR00912	912	0.924		0.116		23.47		2.95		3/4		
ORAR00913	913	0.986	0.010	0.116	0.004	25.04	0.30	2.95	0.10	13/16		
ORAR00914	914	1.047		0.116		26.59		2.95		7/8		
ORAR00916	916	1.171		0.116		29.74		2.95		1		
ORAR00918	918	1.355		0.012		0.116		34.42		0.30	2.95	11/8
ORAR00920	920	1.475		0.014		0.118		37.47		0.36	3.00	11/4
ORAR00924	924	1.720	0.018	0.118	0.004	43.69	0.46	3.00	0.10	11/2		
ORAR00928	928	2.090		0.118		53.09		3.00		13/4		
ORAR00932	932	2.337		0.118		59.36		3.00		2		

■ General Quality Criteria

The cost-effective use of seals and bearings is highly influenced by the quality criteria applied in production. Seals and bearings from Trelleborg Sealing Solutions are continuously monitored according to strict quality standards from material acquisition through to delivery.

Production facilities are certified according to relevant quality management system standards. Depending on the requirements of the customer or market and in addition to the current ISO 9001, these locations may have further certifications: IATF 16949 for Automotive customers, EN/AS 9100 for Aerospace customers, ISO 13485 for Healthcare & Medical customers and ISO 29001 for Oil & Gas customers. This enables us to provide all market segments with the required quality standards.

Our quality policy is consistently controlled by strict procedures and guidelines which are implemented within all areas of the company.

All testing of materials and products is performed in accordance with accepted test standards and specifications, e.g. random sample testing in accordance with ISO 2859-1 AQL 1.0 general inspection level II, normal inspection.

Inspection specifications correspond to standards applicable to individual product groups (e.g. for O-Rings: ISO 3601).

■ Guidelines for the Storage of Polymer Products Based on ISO 2230

Many polymer products and components are stored for long periods of time before being put into service, so it is important they are stored in conditions that minimize unwanted changes in properties. Such changes may result from degradation, in which case they may include excessive hardening, softening, cracking, crazing and other surface effects. Other changes may be caused by deformation, contamination or mechanical damage.

Packaging

Unless otherwise specified in the appropriate product specification, rubber products should be enclosed in individual sealed envelopes. The packaging should be carried out in an atmosphere in which the relative humidity is less than 70%, or if polyurethanes are being packed, less than 65%. Where there is serious risk of ingress of moisture (e.g. rubber-metal-bonded parts), aluminum foil/paper/polyethylene laminate or other similar means of protection should be used to ensure protection from ingress of moisture.

Temperature

The preferred storage temperature for elastomer parts is +15 °C (+59 °F) and should not exceed +25 °C (+77 °F). The products should be stored away from direct sources of heat such as boilers, radiators and direct sunlight. If the storage temperature is below +15 °C (+59 °F), care should be exercised during handling of stored products, as they may have stiffened and have become susceptible to distortion if not handled carefully.

Humidity

The relative humidity should be such that, given in the variations of temperature in storage, condensation does not occur. In all cases, the relative humidity of the atmosphere in storage should be less than 70%, or if polyurethanes are being stored, less than 65%.

Light

Rubber should be protected from light sources, in particular direct sunlight or intense light having a high ultra-violet content. It is advisable that any windows of storage rooms be covered with a red or orange coating or screen.

Radiation

Precautions should be taken to protect stored products from all sources of ionizing radiation likely to cause damage to the products.

Ozone

Ozone has a particularly harmful effect on rubber. Storage rooms should not contain any equipment that is capable of generating ozone, such as mercury vapor lamps or high-voltage electrical equipment giving rise to electric sparks or electrical discharges. Combustion gases and organic vapors should also be excluded, as they may give rise to ozone via photo-chemical processes. When equipment such as a fork-lift truck is used to handle large rubber products, care needs to be taken to ensure this equipment is not a source of pollution that may affect the rubber. Combustion gases should be considered separately. While they are responsible for generating ground-level ozone, they may also contain unburned fuel which, by condensing on rubber products, can cause additional deterioration.

Deformation

Rubber should be stored free from tension, compressive stresses or other causes of deformation. Where products are packaged in a strain-free condition, they should be stored in their original packaging. In case of doubt, the manufacturer's advice should be sought. It is advisable that rings of large internal diameter are formed into three equal loops so as to avoid creasing or twisting. It is not possible to achieve this condition by forming just two loops.

Contact with liquids and semi-liquid materials

Rubber should not be allowed to come into contact with liquid or semi-liquid materials (for example, petrol, greases, acids, disinfectants, cleaning fluids) or their vapors at any time during storage, unless these materials are by design an integral part of the product or the manufacturer's packaging. When rubber products are received coated with their operational media, they should be stored in this condition.

Contact with metals

Certain metals and their alloys (in particular, copper and manganese) are known to have harmful effects on some rubbers. Rubber should not be stored in contact with such metals except when bonded to them. They should be protected by wrapping in, or by separation with, a suitable material, e.g. paper or polyethylene.

Contact with dusting powder

Dusting powders should only be used for the packaging of rubber items in order to prevent adhesion. In such cases, the minimum quantity of powder to prevent adhesion should be used. Any powder used should be free from any constituent that would have a harmful effect on the rubber or the subsequent application of the rubber.

Contact between different products

Contact between products made from rubbers of different compositions should be avoided. This includes products of the same type but differing in color.

Rubber-to-metal bonded products

The metal part of rubber-to-metal bonded products should not come into contact with the rubber of other products. Preservative used on the metal should be of a type that it will not adversely affect the rubber or the bond to such an extent that it does not comply with the product specification.

Storage life

This is the maximum period of time that a rubber product, appropriately packaged, may be stored. After this time the product is regarded as unserviceable for the purposes for which it was originally manufactured. The storage life of a rubber product is influenced by its shape and size as well as its composition. Thick products usually undergo slower changes through degradation than thinner ones.

Initial storage period

This is the maximum period, starting from the time of manufacture, for which a rubber product, appropriately packaged, may be stored under specified conditions before a sample needs to be inspected or re-tested.

Extension storage period

This is the period for which a rubber product, appropriately packaged, may be stored after the initial storage period, before further inspection and re-testing is necessary.

Assembly

These are products or components containing more than one element, one or more of which is made of rubber. Generally it is not recommended to store elastomeric products in an assembled condition. If it is necessary to do so, the units should be checked more often. The inspection interval depends on the design and geometry of the components.

Inspection before extension storage

Before any items are to be stored for an extension period, representative samples of each type should be selected for inspection at the end of the appropriate initial storage period. Inspection should be in accordance with the relevant product specification.

Visual inspection

Inspect each of the items for the following:

1. Permanent distortions, such as creases or flats.
2. Mechanical damage, such as cuts, tears, abraded areas or delaminated plies.
3. Surface cracking when viewed under a microscope at x10 magnification.
4. Changes in surface condition, such as hardening, softening or tackiness.

Assessment at the end of the initial period

If, following the visual inspection procedure the items are not satisfactory, they should not be stored for an extended period. If the items are satisfactory and are stored for an extended period a record should be kept of the date initial storage began as well as the date the extended storage period began. Items stored for an extended period should be inspected and tested at, or before, the expiry of the extension storage period before they are put into service or stored for a further extended period.

Table 5: Initial and extension storage periods for unassembled components

Material Group	Initial Storage Period	Extended Storage Period
AU, EU, NR, SBR	5 years	2 years
ACM, AEM, CR, ECO, HNBR, IIR, NBR	7 years	3 years
CSM, EPDM, FKM, VMQ, FVMQ	10 years	5 years
FFKM Isolast®	20 years	5 years
Zurcon®	10 years	5 years
PTFE	unlimited	

Note 1: If the storage temperature is over or under +25 °C (+77 °F) this will influence the storage time. Storage at +10 °C (+50 °F) higher will reduce the storage time by about 50%. Storage at +10 °C (+50 °F) lower will increase the storage time by around 100%.

Note 2: In application areas such as aerospace the storage periods can differ from this specification. These specific storage conditions have to be agreed between the supplier and the buyer.

! This page is intentionally left blank.

Design Support & Engineering Tools



ONLINE TOOLS MAKE LIFE EASIER

Trelleborg Sealing Solutions has developed a number of online tools that make the working life of an engineer specifying seals easier. All these industry-leading tools are available free-of-charge from the Trelleborg Sealing Solutions website at www.trelleborg.com/seals. To use these advanced services all you have to do is register on the Members Area.

There is also a continually increasing range of innovative engineering apps available for smartphones, both for iOS and Android devices. Just search for "Trelleborg" in the App Store or GooglePlay to find the tools to optimize your daily productivity.

Materials Search and Chemical Compatibility Check


These two programs allow you to find out the compatibility of sealing materials with hundreds of different media and help identify the most suitable material for your application.

- + Very good suitability
- Good suitability
- Limited suitability
- ✗ Unsuitable
- ? Insufficient information



Sealing Solutions Configurator

The Sealing Solutions Configurator is the first tool of its kind offered by any seal supplier. It allows engineers to identify a proven sealing solution for their specific application in just four easy steps.



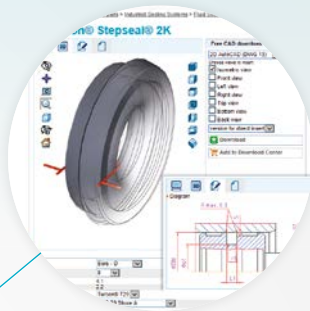
Technical Proposals Online

Enhance your communication with Trelleborg Sealing Solutions with the Technical Proposals Online tool. Instantly access all your proposed solutions anywhere at any time and benefit from quicker dialog with our sealing specialists.



ISO Fits & Tolerances

Our Fits & Tolerances Calculator allows you to easily determine type of fits using the tolerances according to DIN ISO 286. In addition, upon entering the nominal diameter the tool calculates lower and upper limit deviations plus the maximum and minimum interferences dependent on the selected tolerance classes for bore and shaft.



Versatile CAD Service

The CAD download functionality provides thousands of drawings of a wide range of seals. It gives the option of 2- or 3-dimensional files in a range of formats to suit most commonly used CAD systems.



Hydraulic System Calculator

Hydraulic System Calculator helps you design a solution around the cylinder which may involve motor, pump, orifice and pipe calculations. The application is in compliance with ISO 3320, ISO 3321 & ISO 4393.



Rotary Seal Selector

The Rotary Seal Selector allows you to search through the wide range of rotary seals and materials available based on application conditions and offers detailed information on installation and seal capabilities.



O-Ring Calculator

An industry-leading tool, the easy to use O-Ring calculator includes sizing capabilities, compression forces, design parameter recommendations and complete measurements. Results and comments may be printed, shared or filed as PDF.

Discover our design support and engineering tools at www.trelleborg.com/seals



Mobile Tools & Apps

We understand the needs of engineers on the go. Check out our latest mobile tools and apps, ranging from an O-Ring calculator to unit and hardness converters. Just search for "Trelleborg" in the App Store or Google Play to find the tools to optimize your daily productivity.

Discover our wide range of mobile tools and apps at www.trelleborg.com/seals

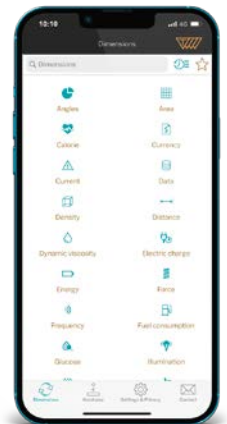
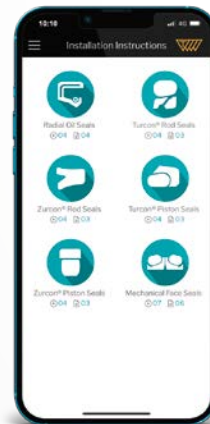
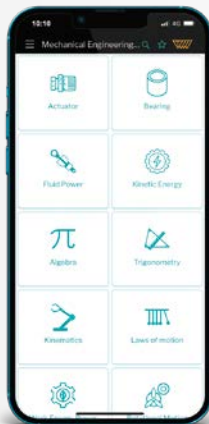


MANY MORE APPS available

Available on the APP STORE



Android App on Google Play



ISO Fits & Tolerances

Simply enter the nominal diameter and select the tolerance classes for bore and shaft to find the complete ISO fits definition. It contains all relevant values, including type of fit, with handy graphs to illustrate the classes by bore and shaft. The results of this application are based on DIN ISO 286.



Mechanical Engineering Calculator

A useful app containing over 250 formula calculators in 16 categories, with more being added with every update. Categories include the fields of mathematics, physics and mechanical engineering.



Aerospace Groove Selector

This app covers five of the most important SAE Aerospace groove standards for hydraulic systems, making it quick and easy to find the size of grooves and hardware needed. Includes dimensions for AS4716 Rev B, AS5857 Rev A, AS6235 Rev A, AS4088 Rev E and AS4832 Rev A.



Installation Instructions

Videos demonstrate the best practice methods for installing seals, providing all relevant documentation within the interface. It guides you to successful installation of Radial Oil Seals, Mechanical Face Seals and Turcon® and Zurcon® rod and piston seals.



Converter – Universal

By simply selecting the dimension and entering a value for conversion, the app offers a wide range of engineering and scientific units for each dimension. It also has other useful features like currency conversion, timezone conversion, percentage calculations, a running pace calculator and more.



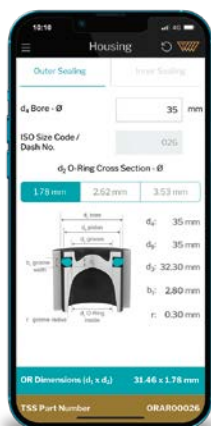
in the groove

Our *in the groove* magazine provides news, technical and product information on seals, as well as insights into the markets they are used in. The magazine is also available in print and as an interactive PDF.



Rotary Seal Selector

This app is specifically for the selection of rotary seals based on application information, including size, operating parameters and the lubricant used. It also considers installation type and seal function.



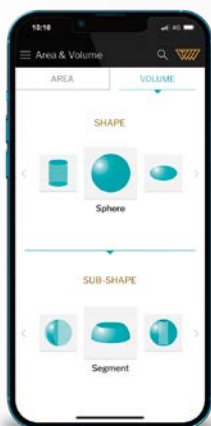
O-Ring Selector

When a user enters installation specifications into the O-Ring Selector app, such as the bore or rod/shaft diameter, the app quickly calculates O-Ring and housing dimensions in both metric and inch. Standards covered are ISO 3601-1, NFT 47-502, JIS B 2401 and SMS 1586.



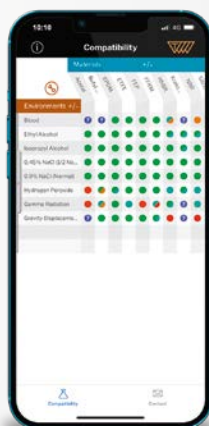
Hydraulic System Calculator

The Hydraulic System Calculator helps you design a solution around the cylinder, which may involve motor, pump, orifice and pipe calculations. The application is in compliance with ISO 3320, ISO 3321 and ISO 4393.



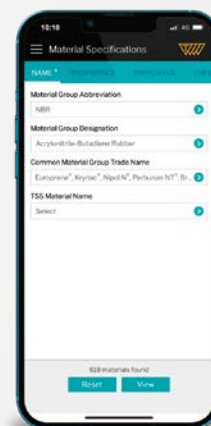
Area and Volume Calculator

Speeds up and simplifies calculating the area and volume of more than 170 geometric shapes. The app supports both metric and inch, and conveniently displays the formulas used. Fill your shape with solids or liquids, choosing from 1500 different materials to calculate the weight.



Healthcare Materials

A quick and easy overview of the compatibility of 34 materials with 35 chemical environments that are commonly encountered in the healthcare and medical industries. Select up to 20 materials and environments at once to produce a chart that rates each material from 'excellent' to 'not recommended'.



Sealing Materials Selector

Enter material specifications and required parameters, such as application temperature or hardness, to receive instant material proposals. The app features filters to limit searches based on chemical compatibility, institute approvals and product type. Data sheets can be requested from within the interface.

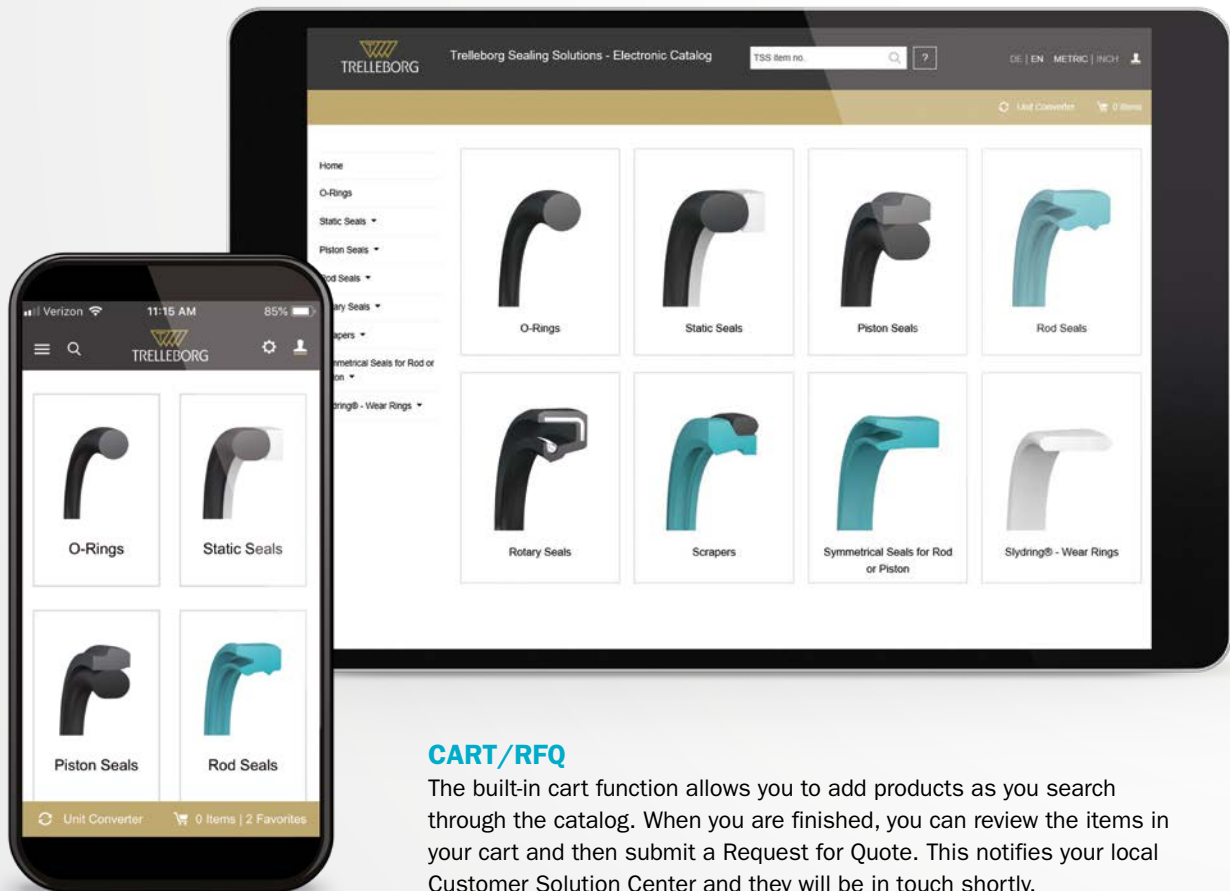
Electronic Catalog

Discover the Electronic Catalog online as an app or on our website



The Electronic Catalog is a user-friendly service that connects you to the broad range of products Trelleborg Sealing Solutions offers. The products are arranged based on product type and product group, making it easy to find the exact one you need.

Many functions are also included within the Electronic Catalog that allow you to understand product capabilities, compare similar seals, request a quote and much more. The Electronic Catalog is available from the Trelleborg Sealing Solutions website and in the App Store and GooglePlay for mobile use.



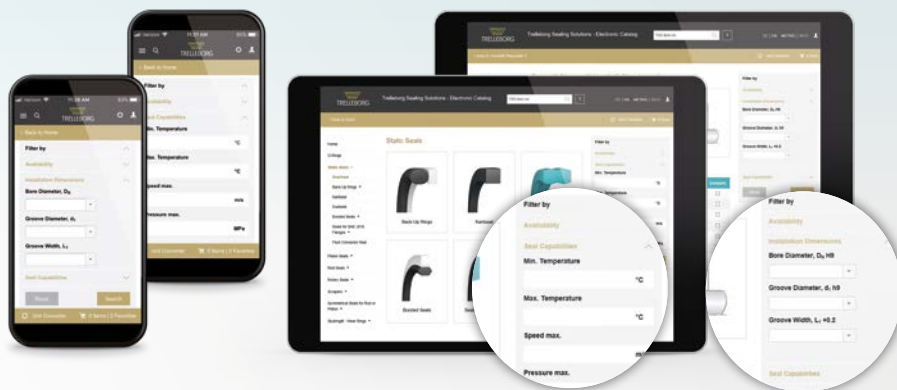
CART/RFQ

The built-in cart function allows you to add products as you search through the catalog. When you are finished, you can review the items in your cart and then submit a Request for Quote. This notifies your local Customer Solution Center and they will be in touch shortly.



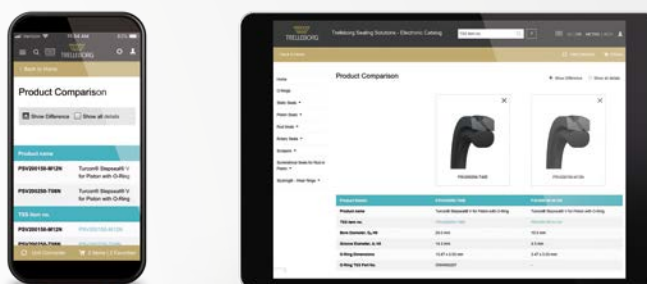
FILTERING

If you have specific operating conditions that the seal must meet and/or installation dimensions, the Electronic Catalog offers a filtering function within the product groups. Here you can input your temperatures, pressure, speed and various installation dimensions to filter products that can meet your needs.



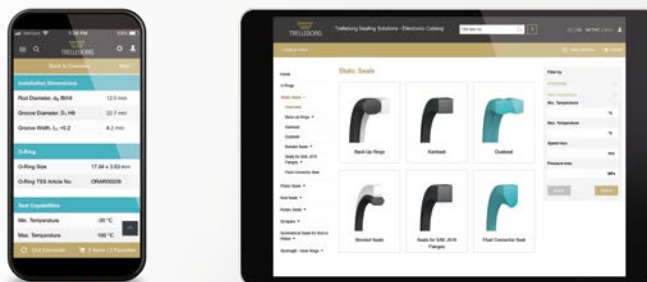
PRODUCT COMPARISON

When looking through the catalog, you can choose to compare multiple products. The product comparison function allows you to select which products you are interested in, and then puts all relevant information into a table for your review. You can even choose to display all product details side by side or to only show the fields where they differ.



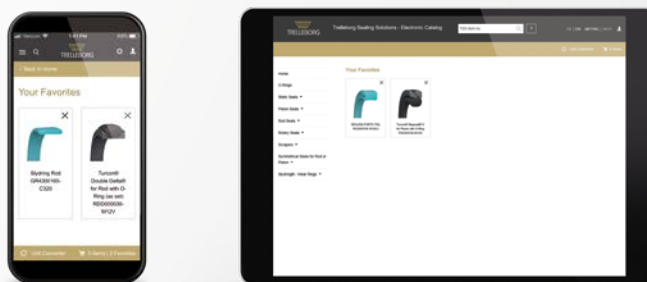
PRODUCT INFORMATION

Detailed product information is available for each part number. Once you select a specific part number, you will be able to see its installation dimensions, seal capabilities, related catalogs and other information. From this page, registered users can access the material data sheets that are applicable to the part number.



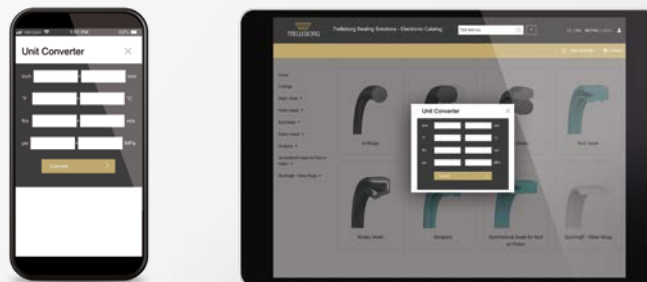
ADD TO FAVORITES

Do you have a part that you frequently look up or need information on? You can now save any of our part numbers as a favorite that is linked to your account. Anytime you log in to the Electronic Catalog, your favorites will be a click away!



UNIT CONVERTER

If you are looking at a product and need to know the conversion between metric and imperial, you can use the Unit Converter tool that is available at the top of the screen for web users and at the bottom for mobile.



Trelleborg is a world leader in engineered polymer solutions that seal, damp and protect critical applications in demanding environments. Its innovative solutions accelerate performance for customers in a sustainable way.

Trelleborg Sealing Solutions is a leading developer, manufacturer and supplier of precision seals, bearings and custom-molded polymer components. It focuses on meeting the most demanding needs of aerospace, automotive and general industrial customers with innovative solutions.

WWW.TRELLEBORG.COM/SEALS



facebook.com/TrelleborgSealingSolutions
twitter.com/TrelleborgSeals
youtube.com/TrelleborgSeals
linkedin.com/company/trelleborg-sealing-solutions
instagram.com/trelleborgsealingsolutions

If you'd like to talk to Trelleborg Sealing Solutions, find your local contact at: www.trelleborg.com/seals/worldwide