



Dual mounting systems
One supplier for the complete package
Tyre - Rim - Dual

DU0500

Dual mounting system – mounted on the tractor wheel

- Easy to maintain and service
- Easy to mount and demount
- Attached rim and drum for easy handling
- Painted in the original colour of the tractor



Number of clamps


Tractors up to 250 hp
Tractors over 250 hp

4 clamps
6 clamps

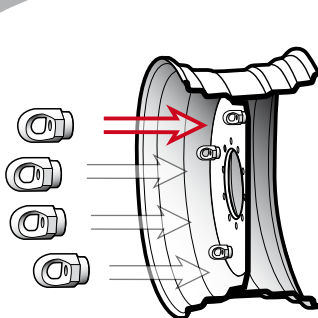


Drum profile


The unique profile of the DU0500 drum makes it suitable for most rim brands and also facilitates very easy mounting. The drum will not stick to the tractor rim.



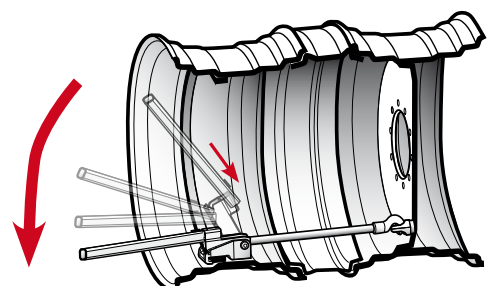
Mounting



1 Fasten the nuts



2 Align the dual wheel



3 Put the hook in the ring nut and the clamp over the clamping and lock the device

Twinning

Dual mounting system – mounted on the hub

- The twinning is an extension of the axle
- Tension and stress will not increase on the original wheel
- High ground clearance between wheels
- All wheels used come complete with disc
- Customised distance between the wheels
- Original wheel can be used as dual wheel
- Painted in the original colour of the tractor



Available in two models



Twinning 300

For tractors up to 300 hp
and 650 mm wide tyres

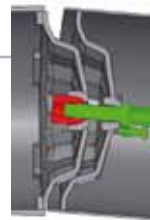


Twinning 400

For tractors up to 400 hp

New innovative solution

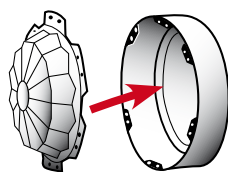
The unique star-shaped design and the flexible joint guide the system into the right position, even if the wheels are not at the exact level.




Mounting



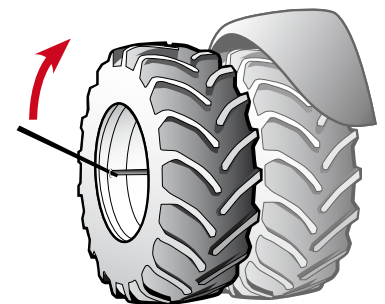
- 1 Mount the holderdisc onto the tractor wheel



- 2 Fasten the drive disc



- 3 Mount the drum onto the outer wheel



- 4 Mount the outer wheel and fasten the spreader bar