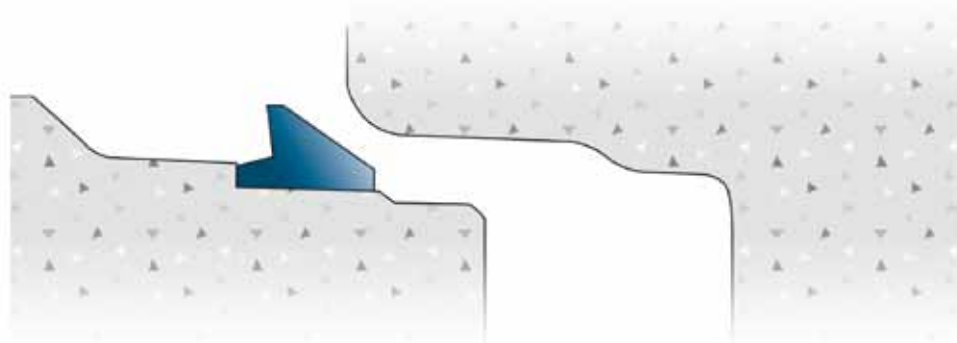


Forsheda 159S



General Application

Forsheda 159S is a rubber spigot seal for low pressure concrete pipes and manholes.

Seal Design and Function

The seal is designed primarily for concrete pipe installations. The seal is compressed when the pipe spigot is inserted into the socket, creating a positive seal under both internal and external pressure.

The special design of the seal gives:

- low assembly force
- excellent sealing capability under both internal and external pressure
- good distribution of transverse shear load

Load, deflection and pressure performance data is available on request.

Seal Performance

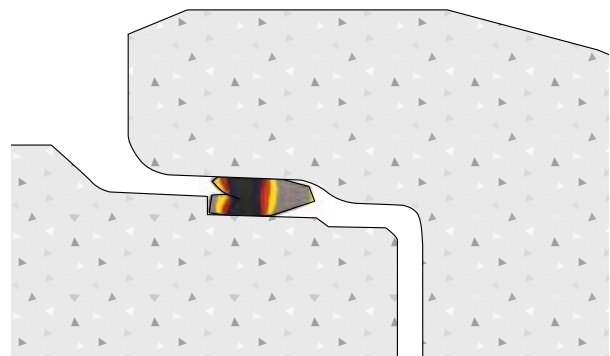
The Forsheda 159S seal meets all relevant current European standards. In addition the low assembly force makes pipe jointing easier.

Test reports are available from Trelleborg Pipe Seals on request.

Material

- Synthetic SBR or EPDM rubber
- Hardness 40±5 IRHD
- Approved in accordance with EN 681-1
- Protected against ozone

Detailed material specification is available from Trelleborg Pipe Seals on request.

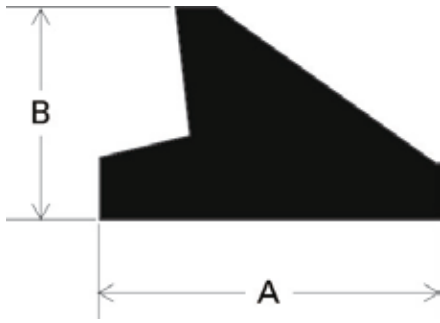


Quality Assurance

- SS-EN ISO 9001:2000
- British Standard "Kitemark"
- CE-marking

Seal Marking and Box Labels

Each seal is marked with seal dimension and the date of manufacture. The box is labelled with the corresponding data.



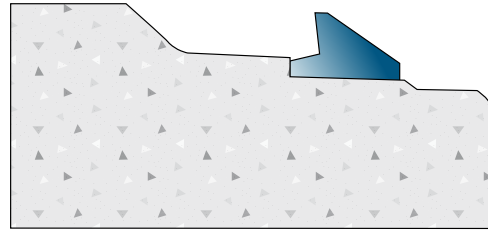
Example of sizes

A, mm	B, mm	Joint gap
26,0±0,8	16,0±0,4	9,8±1,4
28,0±0,8	18,0±0,5	11,0±1,5
38,5±0,8	24,0±0,5	14,6±1,9
35,0±0,8	22,0±0,5	13,5±1,7
42,0±1,0	26,0±0,5	15,9±2,1
44,4±1,0	28,0±0,6	17,1±2,3

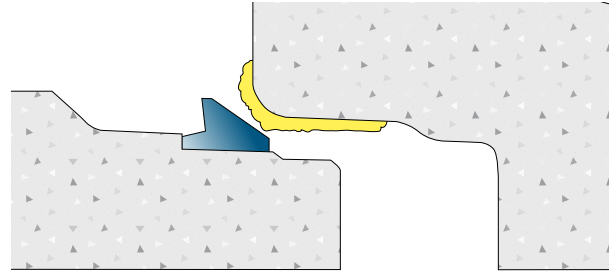
Please contact Trelleborg Pipe Seals for technical advice and joint design recommendations to meet your performance requirements.

Concrete pipes with Forsheda 159S shall always be laid in accordance with applicable standards and regulations.

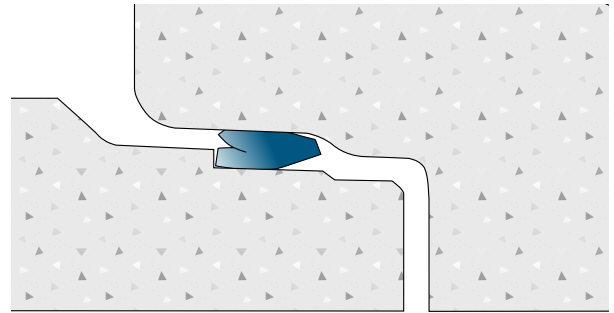
Pipe Assembly



1. Stretch the seal onto the pipe spigot and position against the shoulder as shown. Equalise the tension by lifting and releasing the seal at several points.



2. Apply lubricant on the socket. This must be evenly spread over the surface of the entire socket.



3. Center the spigot into the socket and assemble.

FORSHEDA

Example of authorities Trelleborg Pipe Seals cooperates with:



TRELLEBORG

Trelleborg Pipe Seals Lelystad B.V.
 P.O.Box 62, 8200 AB Lelystad, the Netherlands. Visiting address: Pascallaan 80, 8218 NJ Lelystad, the Netherlands.
 Tel: +31(0)320267979, Fax: +31(0)320267980.
www.trelleborg.com/pipeseals