

NPC - FlexRib Manhole Frame-Chimney Seal



- *Eliminates Inflow & Infiltration*
- *Creates a watertight seal between the frame casting and top of the manhole cone*
- *Allows the Seal to move vertically and/or laterally while maintaining a watertight seal*
- *Made from a premium quality rubber compound and available in four widths*

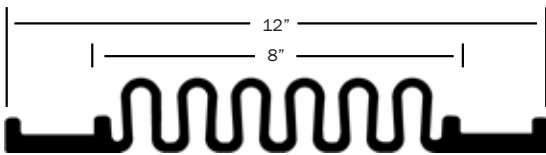
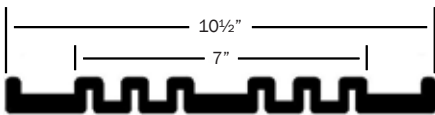
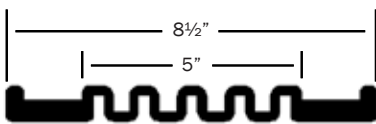
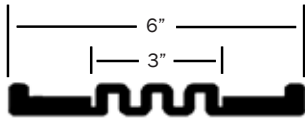
Patented Waveband technology creates a more effective seal by concentrating the compressive force of the expansion band. The rubber is “captured” between the band and the concrete.



NPC - FlexRib Manhole Frame-Chimney Seal

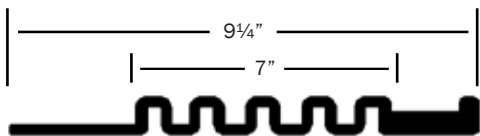
The grade adjustment area of the manhole is the first to suffer deterioration caused by freeze /thaw cycles, traffic loading, thermal expansion and contraction of the surrounding pavement and other external forces.

Available Widths:



FlexRib Extension:

When the adjustment area of the manhole exceeds the range of the available FlexRib Seals, a FlexRib extension may be added to provide an additional 8" coverage.



Information needed to order FlexRib Manhole Frame-Chimney Seals:

A = Inside diameter of manhole frame

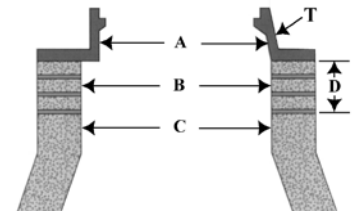
B = Inside diameter of grade adjustment area

C = Inside diameter of cone.

D = Height of grade adjustment area (bottom of frame to top of cone).

E = Vertical surface on inside of manhole cone.

T = Degree of taper on inside of frame.




Installation Tools:



Manual Installation Tool

Works with a 1" socket or open ended wrench. Compress seal to 28 ft. lbs.

P/N 92003



Hydraulic Installation Tool:

Force balanced heavy-duty construction develops 1 1/2 tons of force. Compress seal to 4500 - 5000 psi.

P/N 91893



Trelleborg Pipe Seals Milford, Inc.

P.O. Box 301, 250 Elm Street, Milford, New Hampshire 03055 U.S.A.

Tel: 800-626-2180 603-673-8680 Fax: 603-673-7271 www.trelleborg.com/npc